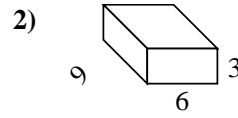
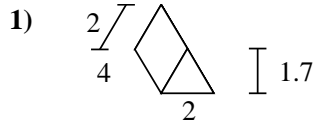
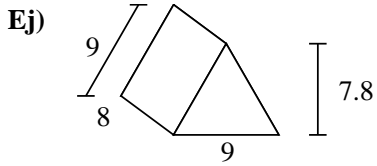




Encuentra el área de la superficie de cada figura.



**Respuestas**

Ej. **286.2 cm<sup>2</sup>**

1. \_\_\_\_\_

2. \_\_\_\_\_

3. \_\_\_\_\_

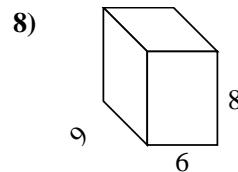
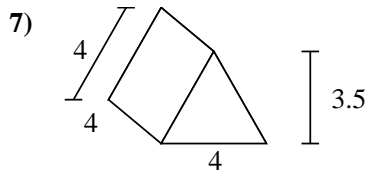
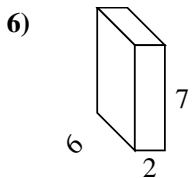
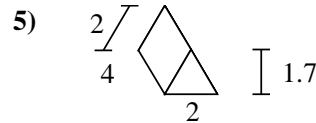
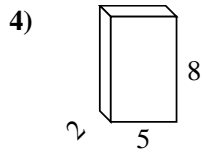
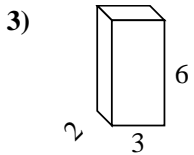
4. \_\_\_\_\_

5. \_\_\_\_\_

6. \_\_\_\_\_

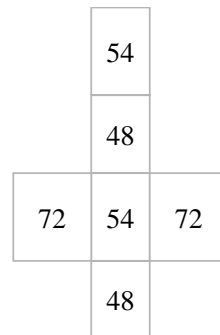
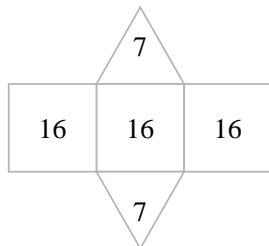
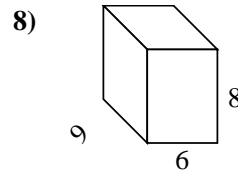
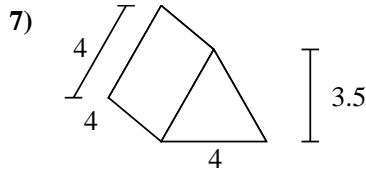
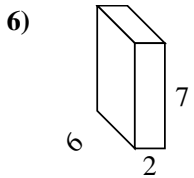
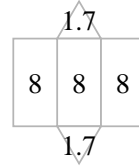
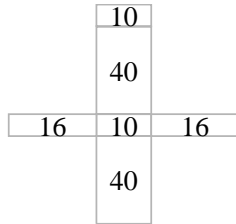
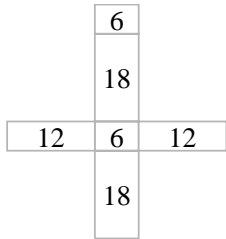
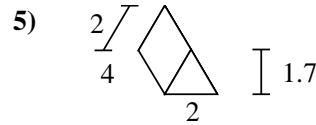
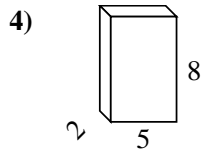
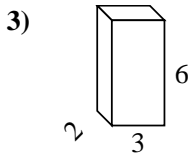
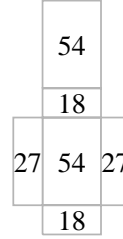
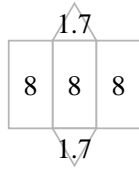
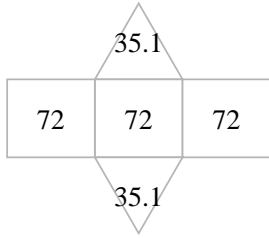
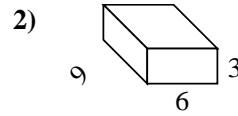
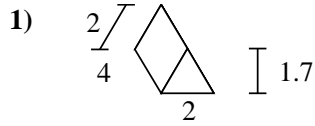
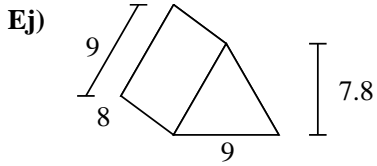
7. \_\_\_\_\_

8. \_\_\_\_\_





Encuentra el área de la superficie de cada figura.



**Respuestas**

- Ej. 286.2 cm<sup>2</sup>  
 1. 27.4 cm<sup>2</sup>  
 2. 198 cm<sup>2</sup>  
 3. 72 cm<sup>2</sup>  
 4. 132 cm<sup>2</sup>  
 5. 27.4 cm<sup>2</sup>  
 6. 136 cm<sup>2</sup>  
 7. 62 cm<sup>2</sup>  
 8. 348 cm<sup>2</sup>