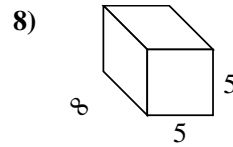
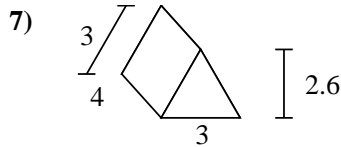
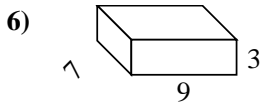
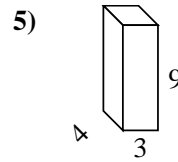
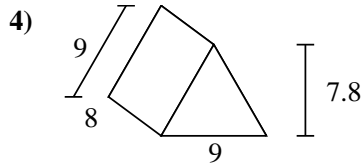
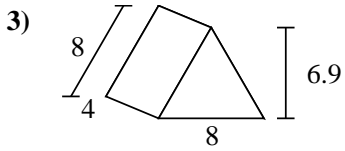
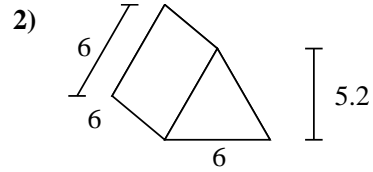
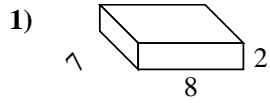
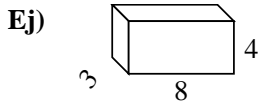




Encuentra el área de la superficie de cada figura.



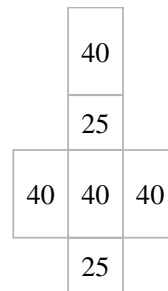
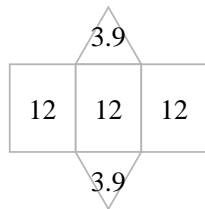
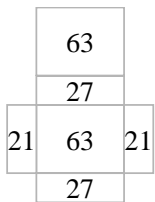
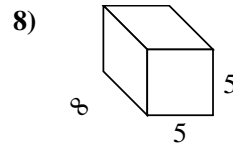
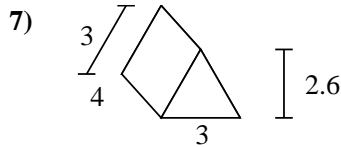
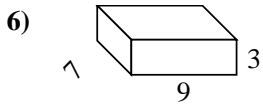
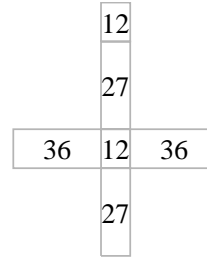
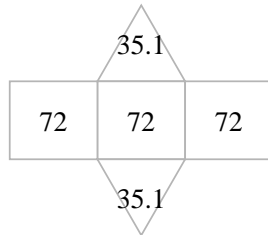
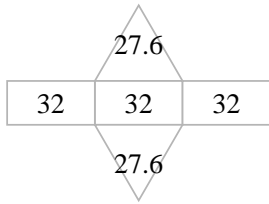
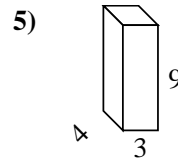
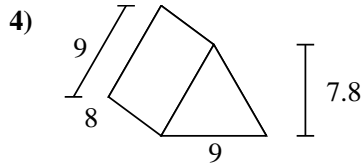
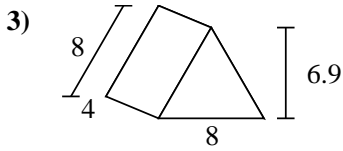
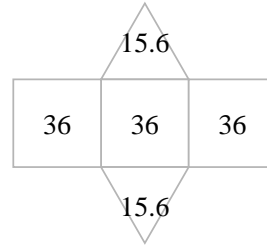
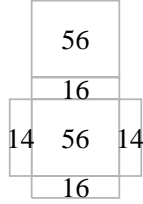
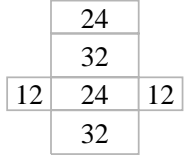
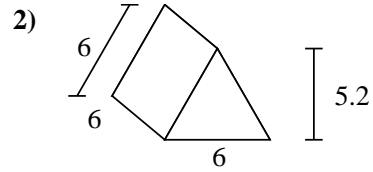
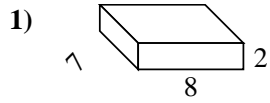
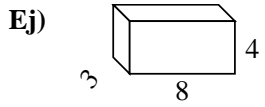
**Respuestas**

Ej. **136 cm<sup>2</sup>**

- 1. \_\_\_\_\_
- 2. \_\_\_\_\_
- 3. \_\_\_\_\_
- 4. \_\_\_\_\_
- 5. \_\_\_\_\_
- 6. \_\_\_\_\_
- 7. \_\_\_\_\_
- 8. \_\_\_\_\_



Encuentra el área de la superficie de cada figura.



**Respuestas**

Ej. 136 cm<sup>2</sup>

1. 172 cm<sup>2</sup>

2. 139.2 cm<sup>2</sup>

3. 151.2 cm<sup>2</sup>

4. 286.2 cm<sup>2</sup>

5. 150 cm<sup>2</sup>

6. 222 cm<sup>2</sup>

7. 43.8 cm<sup>2</sup>

8. 210 cm<sup>2</sup>