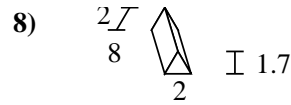
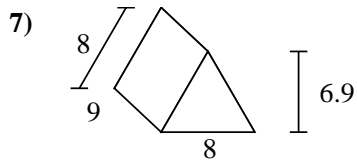
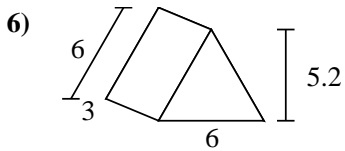
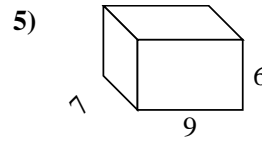
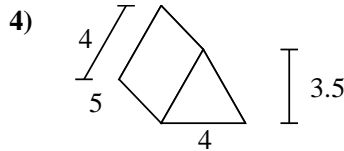
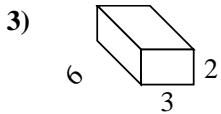
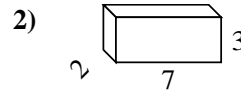
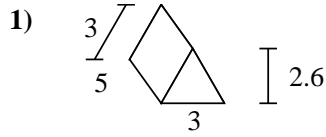
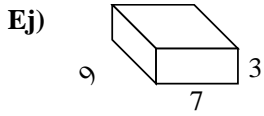




Encuentra el área de la superficie de cada figura.



Respuestas

Ej. **222 cm²**

1. _____

2. _____

3. _____

4. _____

5. _____


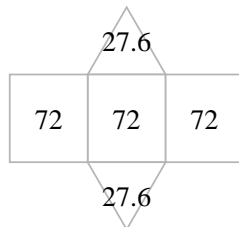
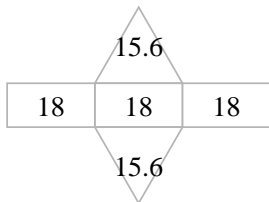
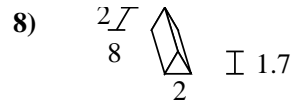
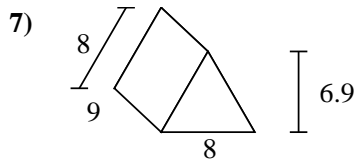
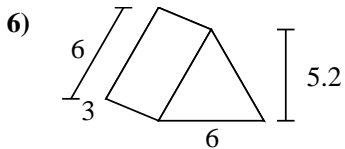
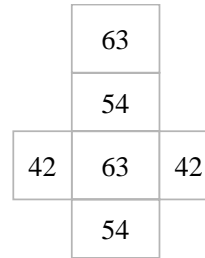
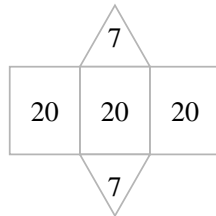
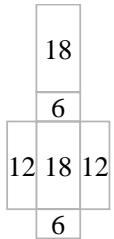
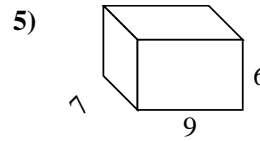
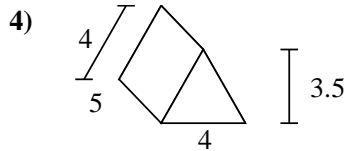
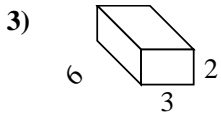
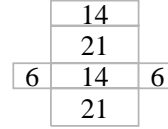
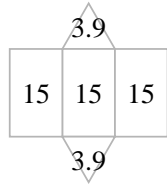
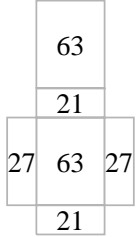
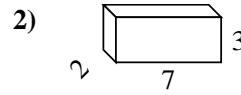
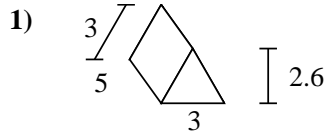
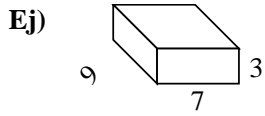
6. _____

7. _____

8. _____



Encuentra el área de la superficie de cada figura.

**Respuestas**Ej. 222 cm²1. 52.8 cm²2. 82 cm²3. 72 cm²4. 74 cm²5. 318 cm²6. 85.2 cm²7. 271.2 cm²8. 51.4 cm²