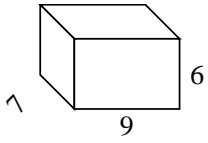


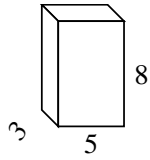


Encuentra el área de la superficie de cada figura.

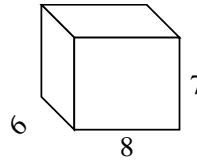
Ej)



1)



2)



**Respuestas**

Ej. **318 cm<sup>2</sup>**

1. \_\_\_\_\_

2. \_\_\_\_\_

3. \_\_\_\_\_

4. \_\_\_\_\_

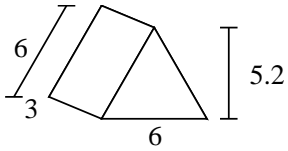
5. \_\_\_\_\_

6. \_\_\_\_\_

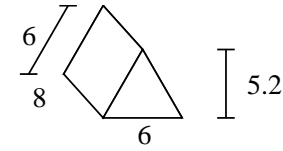
7. \_\_\_\_\_

8. \_\_\_\_\_

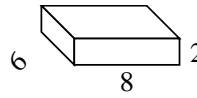
3)



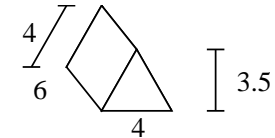
4)



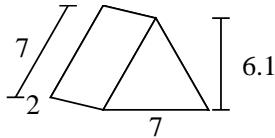
5)



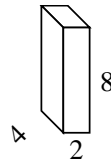
6)



7)

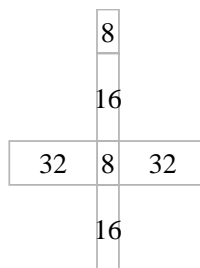
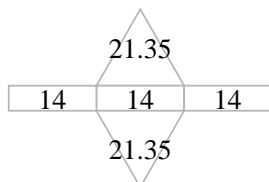
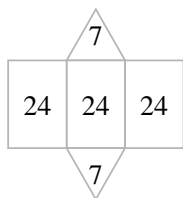
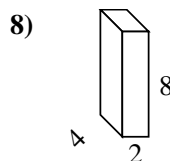
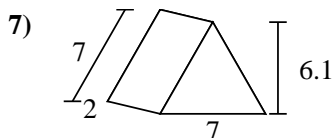
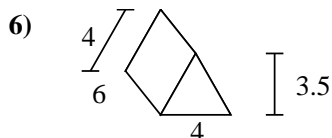
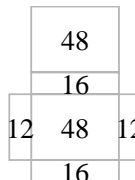
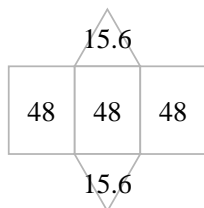
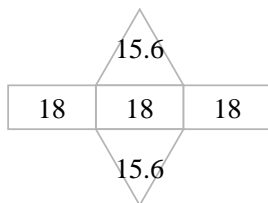
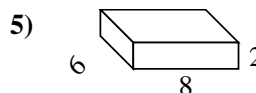
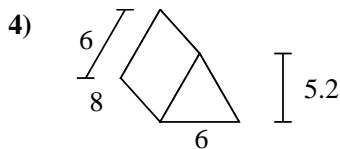
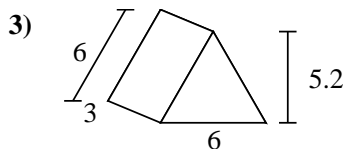
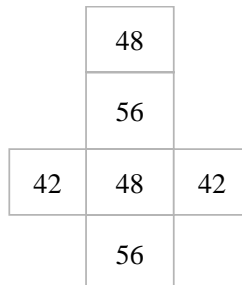
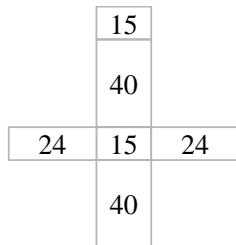
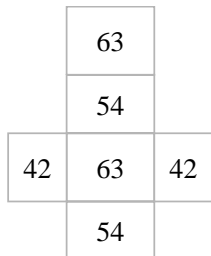
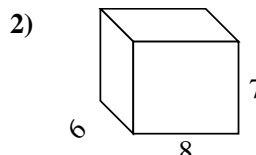
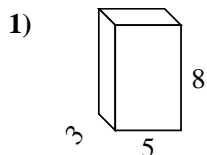
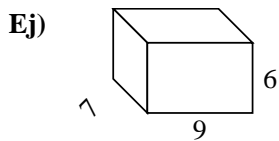


8)





Encuentra el área de la superficie de cada figura.

**Respuestas**Ej. 318 cm<sup>2</sup>1. 158 cm<sup>2</sup>2. 292 cm<sup>2</sup>3. 85.2 cm<sup>2</sup>4. 175.2 cm<sup>2</sup>5. 152 cm<sup>2</sup>6. 86 cm<sup>2</sup>7. 84.7 cm<sup>2</sup>8. 112 cm<sup>2</sup>