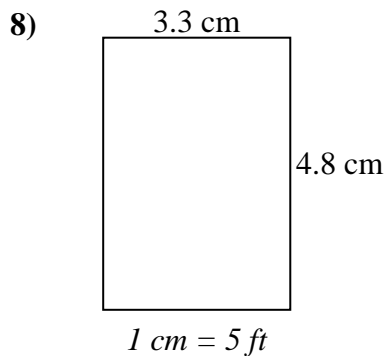
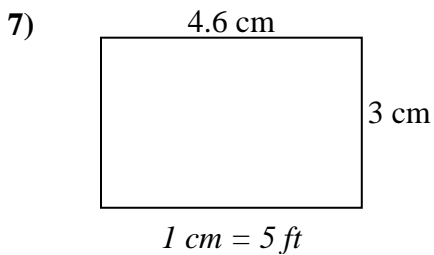
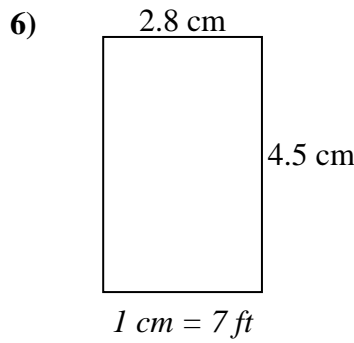
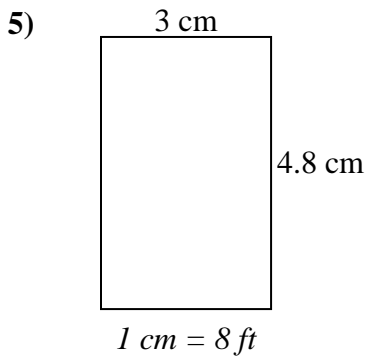
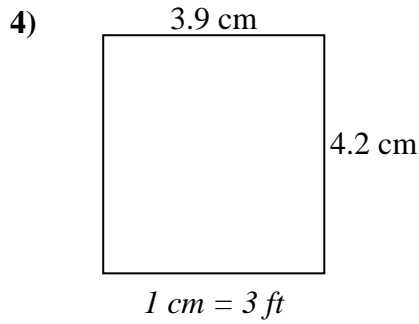
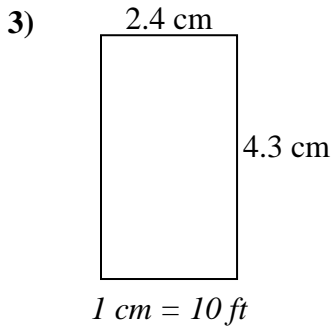
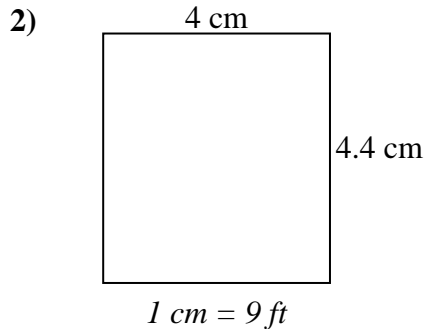
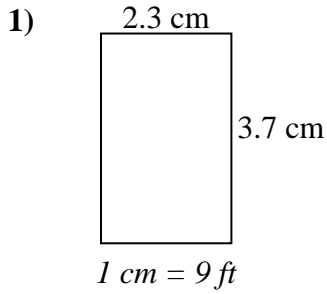




Determine el ancho, la altura y el área reales de cada rectángulo.

Redondea el área al número entero más cercano



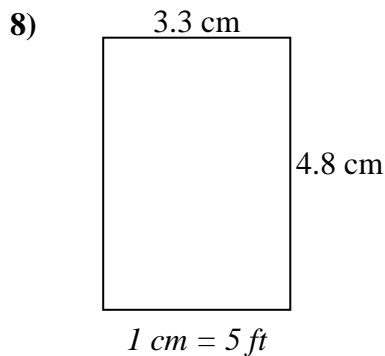
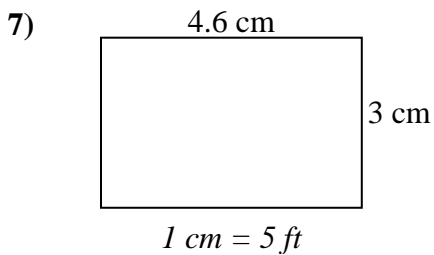
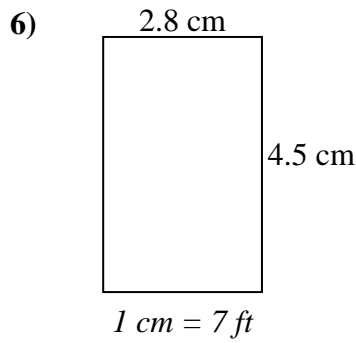
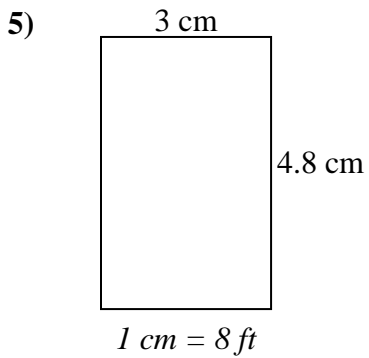
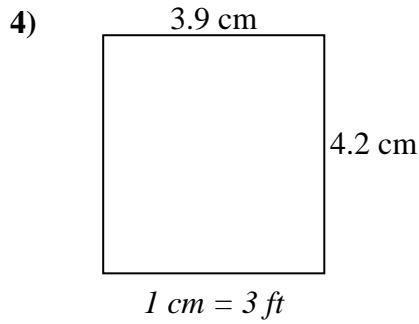
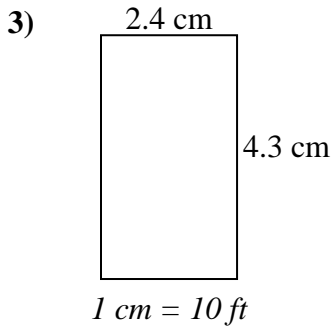
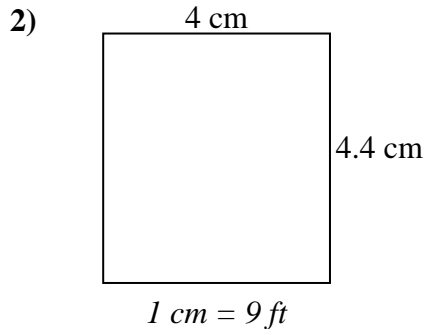
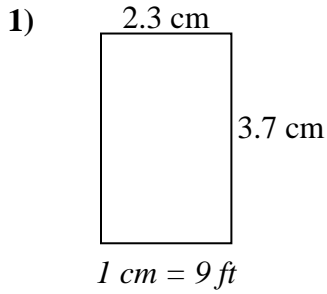
**Respuestas**

1. \_\_\_\_\_
2. \_\_\_\_\_
3. \_\_\_\_\_
4. \_\_\_\_\_
5. \_\_\_\_\_
6. \_\_\_\_\_
7. \_\_\_\_\_
8. \_\_\_\_\_



Determine el ancho, la altura y el área reales de cada rectángulo.

Redondea el área al número entero más cercano



**Respuestas**

1.	<u>20.7</u>	<u>33.3</u>	<u>689</u>
2.	<u>36</u>	<u>39.6</u>	<u>1,426</u>
3.	<u>24</u>	<u>43</u>	<u>1,032</u>
4.	<u>11.7</u>	<u>12.6</u>	<u>147</u>
5.	<u>24</u>	<u>38.4</u>	<u>922</u>
6.	<u>19.6</u>	<u>31.5</u>	<u>617</u>
7.	<u>23</u>	<u>15</u>	<u>345</u>
8.	<u>16.5</u>	<u>24</u>	<u>396</u>