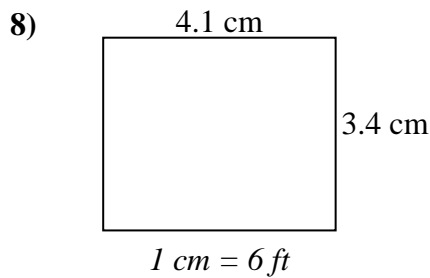
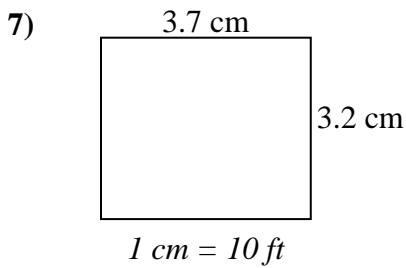
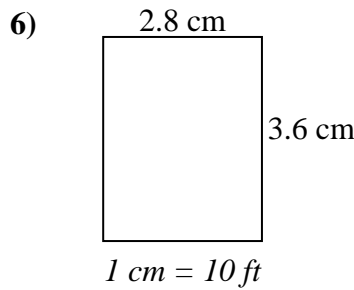
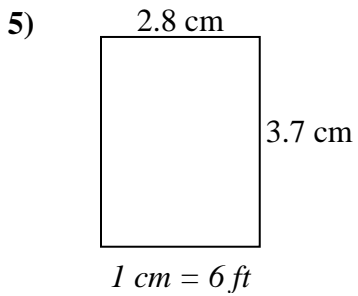
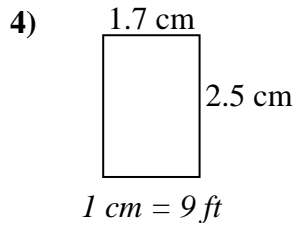
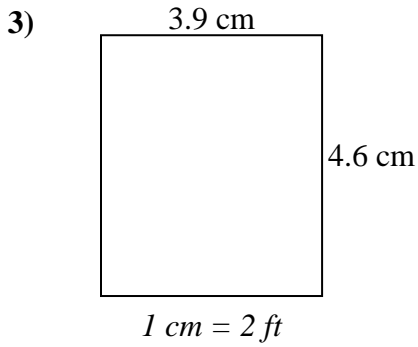
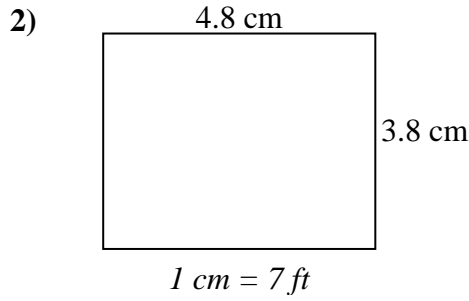
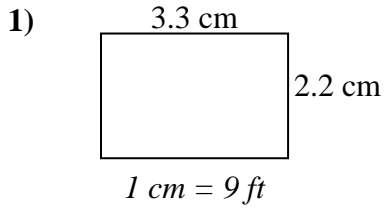




Determine el ancho, la altura y el área reales de cada rectángulo.

Redondea el área al número entero más cercano



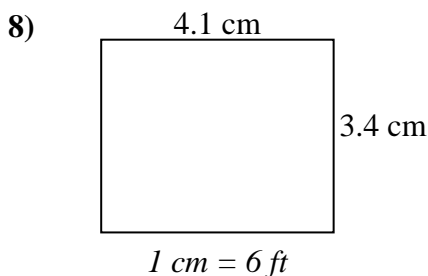
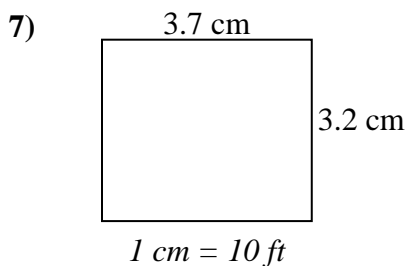
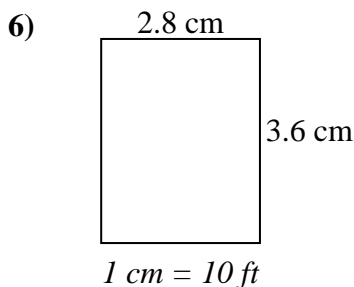
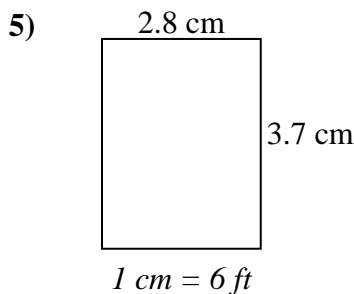
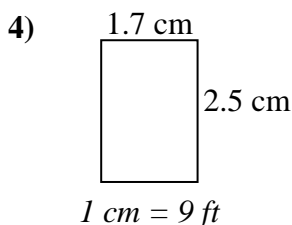
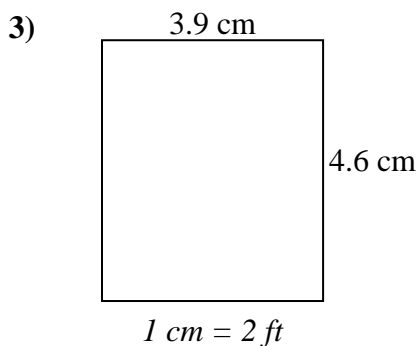
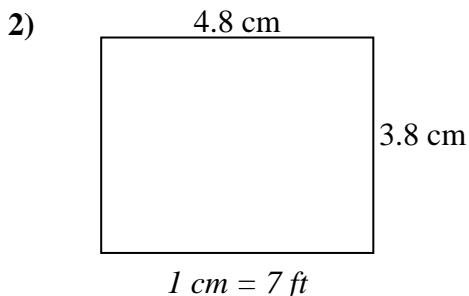
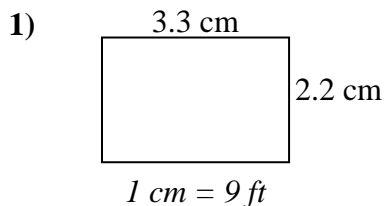
**Respuestas**

1. \_\_\_\_\_
2. \_\_\_\_\_
3. \_\_\_\_\_
4. \_\_\_\_\_
5. \_\_\_\_\_
6. \_\_\_\_\_
7. \_\_\_\_\_
8. \_\_\_\_\_



Determine el ancho, la altura y el área reales de cada rectángulo.

Redondea el área al número entero más cercano



**Respuestas**

1. 29.7 19.8 588
2. 33.6 26.6 894
3. 7.8 9.2 72
4. 15.3 22.5 344
5. 16.8 22.2 373
6. 28 36 1,008
7. 37 32 1,184
8. 24.6 20.4 502