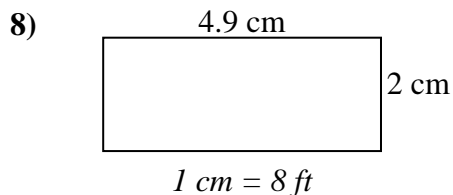
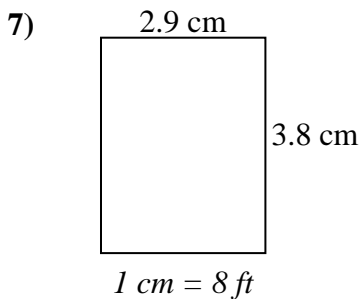
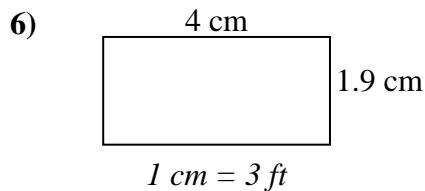
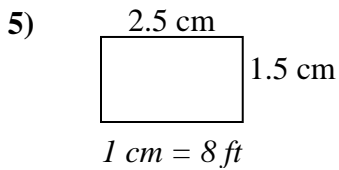
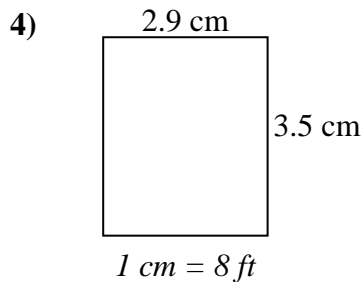
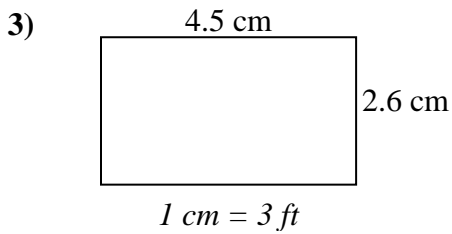
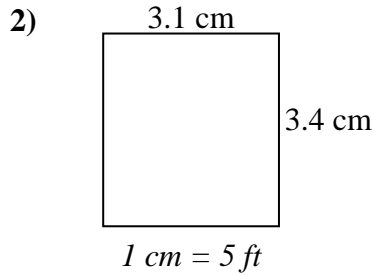
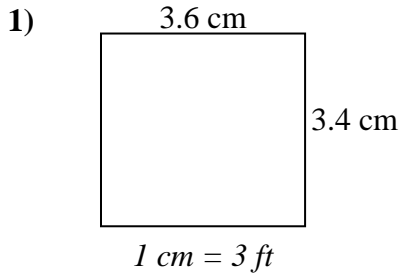




Determine el ancho, la altura y el área reales de cada rectángulo.

Redondea el área al número entero más cercano



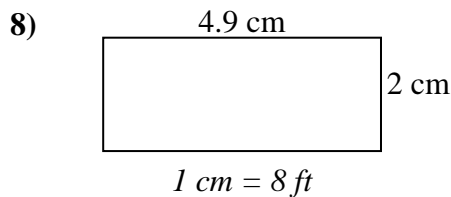
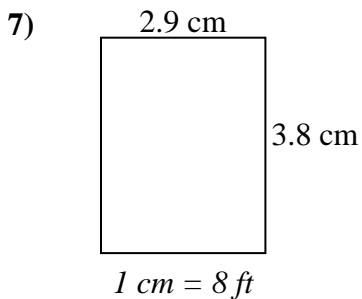
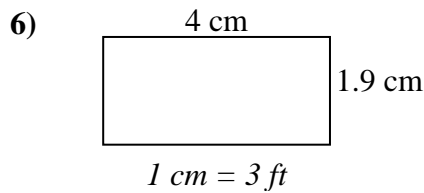
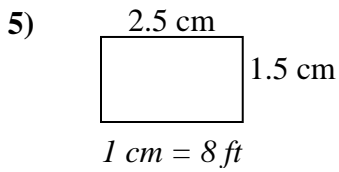
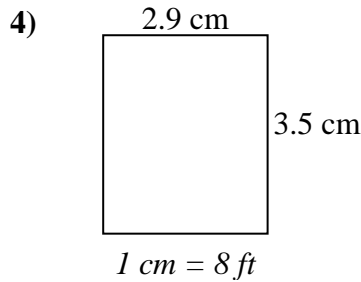
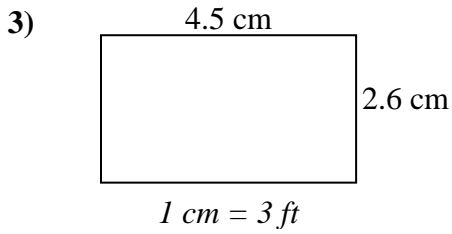
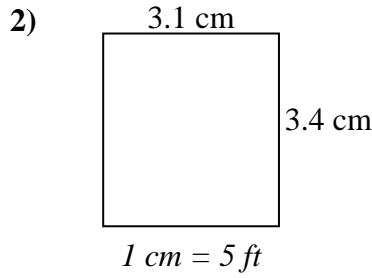
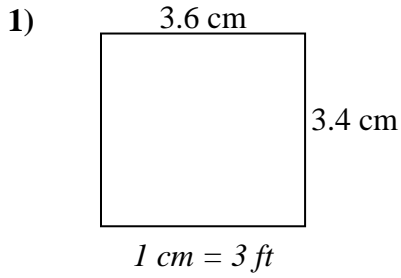
**Respuestas**

1. \_\_\_\_\_
2. \_\_\_\_\_
3. \_\_\_\_\_
4. \_\_\_\_\_
5. \_\_\_\_\_
6. \_\_\_\_\_
7. \_\_\_\_\_
8. \_\_\_\_\_



Determine el ancho, la altura y el área reales de cada rectángulo.

Redondea el área al número entero más cercano



### Respuestas

1. 10.8   10.2   110
2. 15.5   17   264
3. 13.5   7.8   105
4. 23.2   28   650
5. 20   12   240
6. 12   5.7   68
7. 23.2   30.4   705
8. 39.2   16   627