

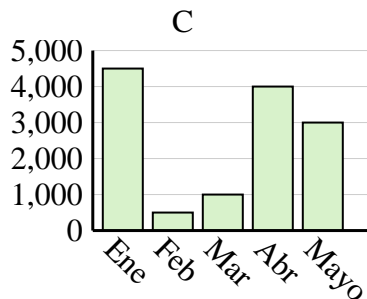
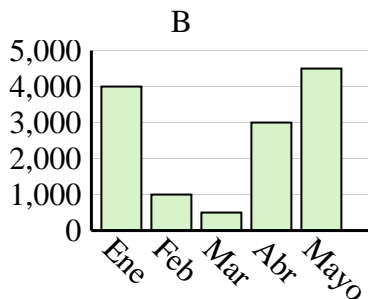
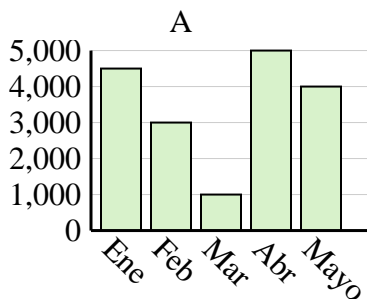


Determina cuál gráfica (A,B o C) representa mejor la información en la tabla.

**Respuestas**

1)

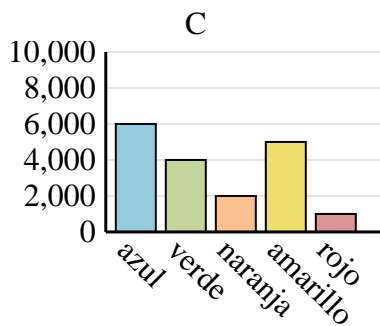
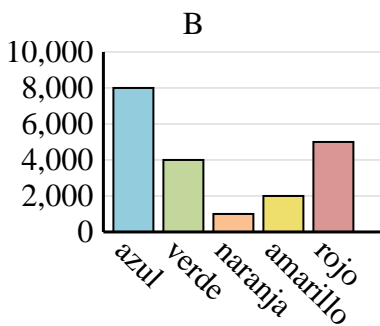
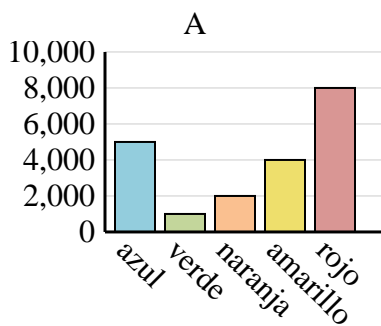
Ventas	Ene	Feb	Mar	Abr	Mayo
Mes	4,000	1,000	500	3,000	4,500



1. \_\_\_\_\_
2. \_\_\_\_\_
3. \_\_\_\_\_
4. \_\_\_\_\_

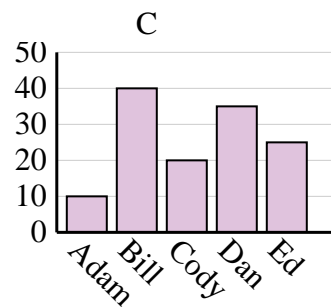
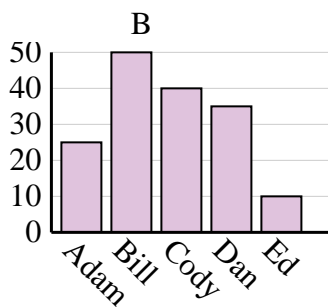
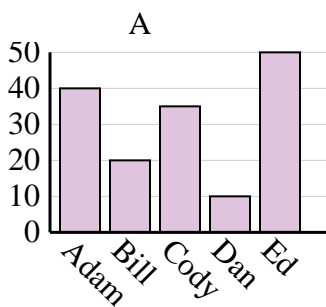
2)

Color favorito	azul	verde	naranja	amarillo	rojo
Personas	5,000	1,000	2,000	4,000	8,000



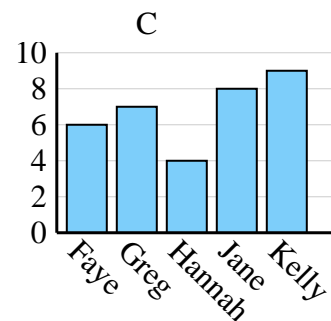
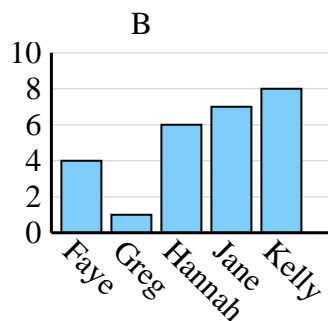
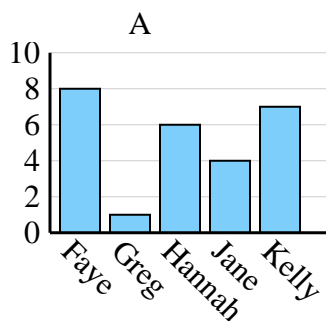
3)

Nombre	Adam	Bill	Cody	Dan	Ed
Puntos	25	50	40	35	10



4)

Nombre	Faye	Greg	Hannah	Jane	Kelly
Estados en que ha vivido	8	1	6	4	7



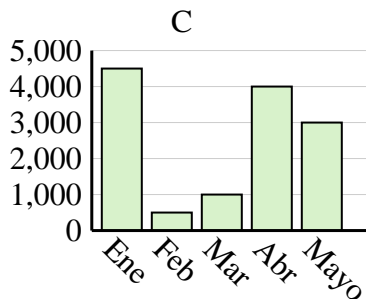
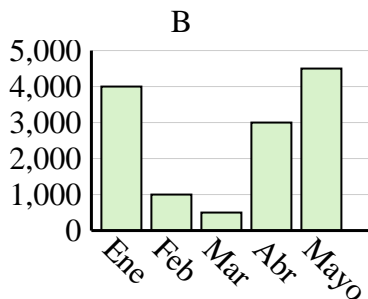
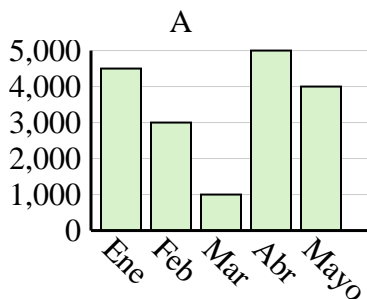


Determina cuál gráfica (A,B o C) representa mejor la información en la tabla.

**Respuestas**

1)

Ventas	Ene	Feb	Mar	Abr	Mayo
Mes	4,000	1,000	500	3,000	4,500



1. **B**

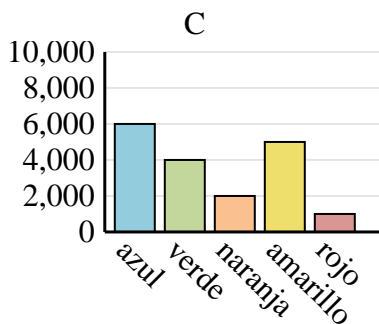
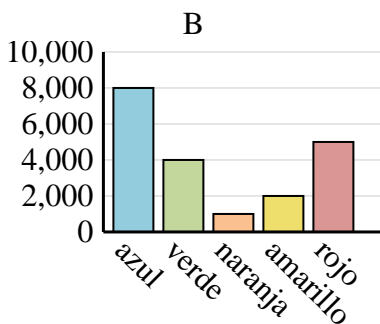
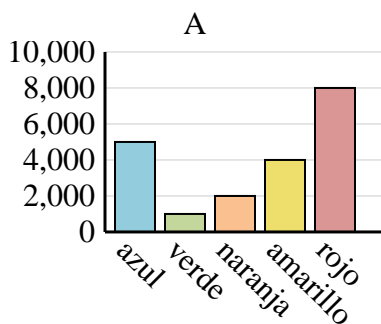
2. **A**

3. **B**

4. **A**

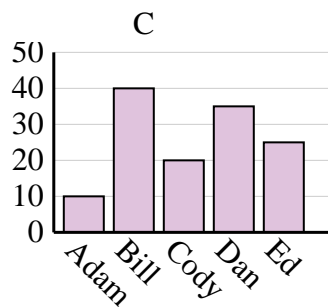
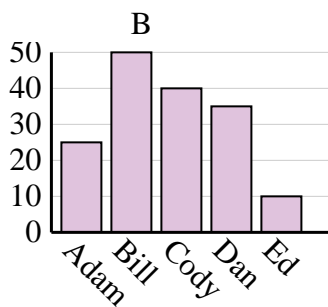
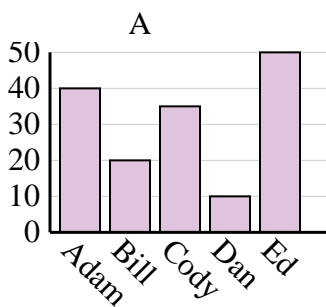
2)

Color favorito	azul	verde	naranja	amarillo	rojo
Personas	5,000	1,000	2,000	4,000	8,000



3)

Nombre	Adam	Bill	Cody	Dan	Ed
Puntos	25	50	40	35	10



4)

Nombre	Faye	Greg	Hannah	Jane	Kelly
Estados en que ha vivido	8	1	6	4	7

