

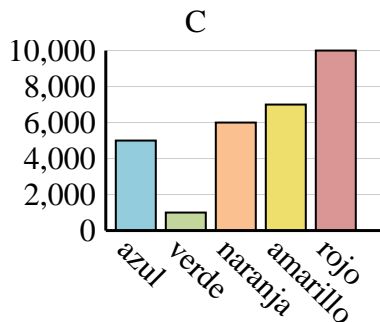
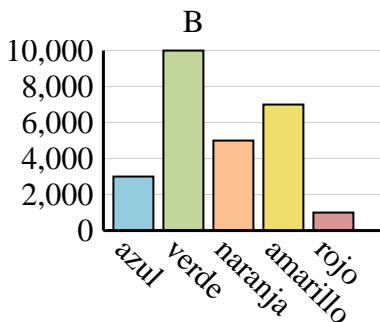
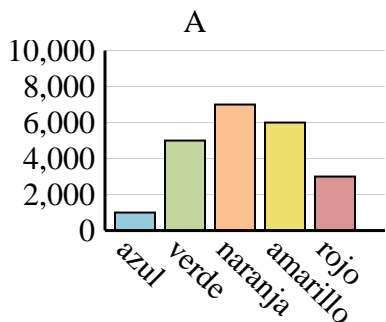


Determina cuál gráfica (A,B o C) representa mejor la información en la tabla.

Respuestas

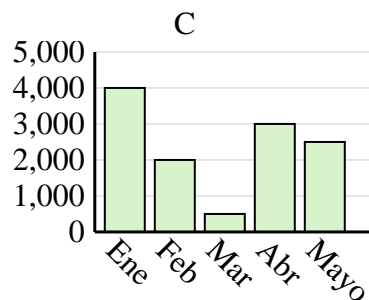
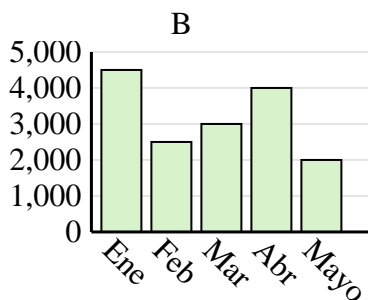
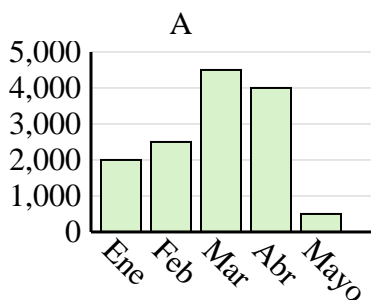
1)

Color favorito	azul	verde	naranja	amarillo	rojo
Personas	1,000	5,000	7,000	6,000	3,000



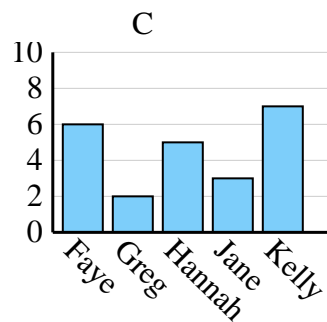
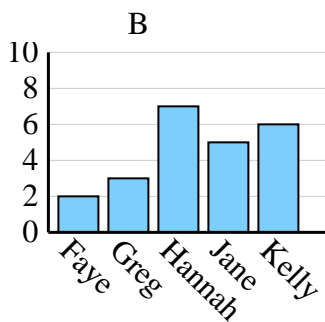
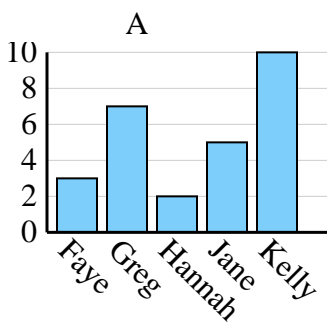
2)

Ventas	Ene	Feb	Mar	Abr	Mayo
Mes	2,000	2,500	4,500	4,000	500



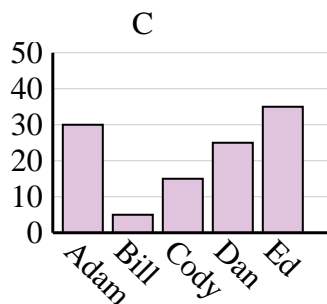
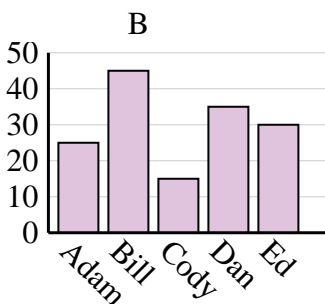
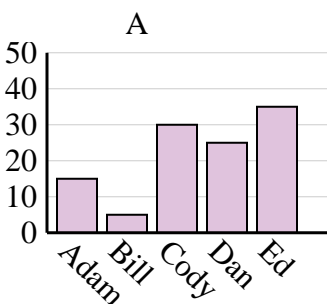
3)

Nombre	Faye	Greg	Hannah	Jane	Kelly
Estados en que ha vivido	3	7	2	5	10



4)

Nombre	Adam	Bill	Cody	Dan	Ed
Puntos	25	45	15	35	30

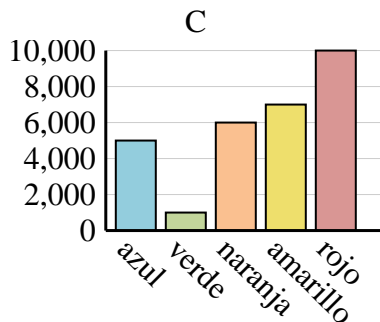
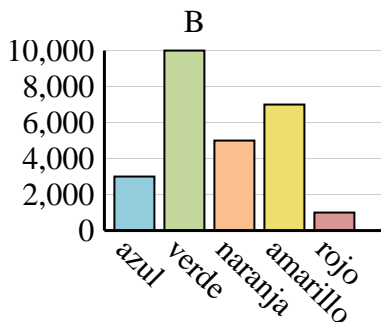
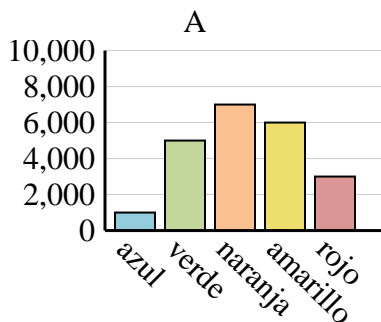


1. _____
2. _____
3. _____
4. _____

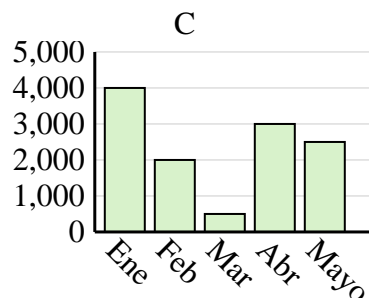
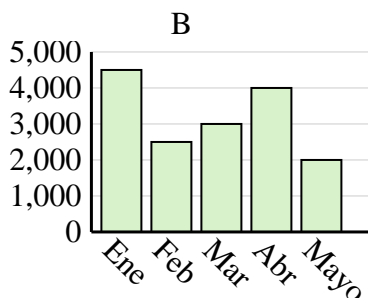
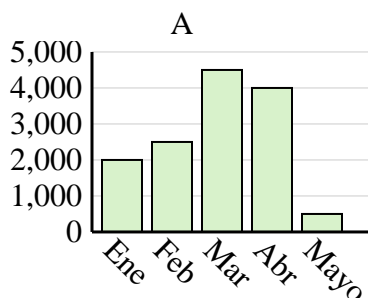


Determina cuál gráfica (A,B o C) representa mejor la información en la tabla.

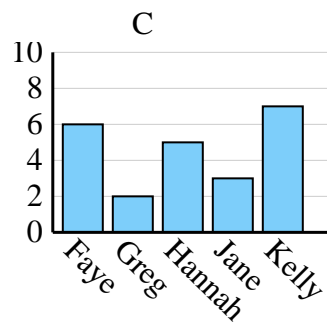
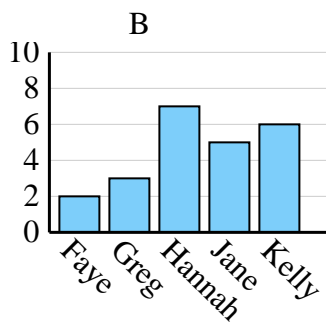
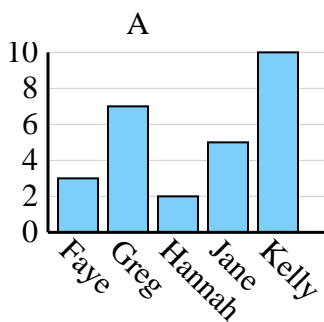
Color favorito	azul	verde	naranja	amarillo	rojo
Personas	1,000	5,000	7,000	6,000	3,000



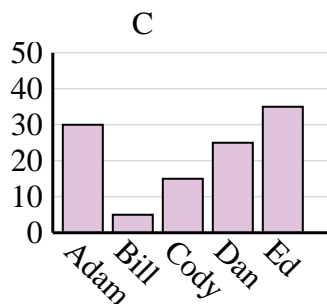
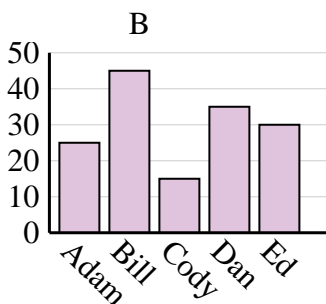
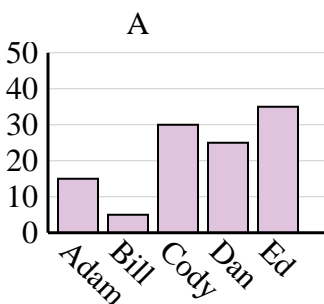
Ventas	Ene	Feb	Mar	Abr	Mayo
Mes	2,000	2,500	4,500	4,000	500



Nombre	Faye	Greg	Hannah	Jane	Kelly
Estados en que ha vivido	3	7	2	5	10



Nombre	Adam	Bill	Cody	Dan	Ed
Puntos	25	45	15	35	30

**Respuestas**1. **A**2. **A**3. **A**4. **B**