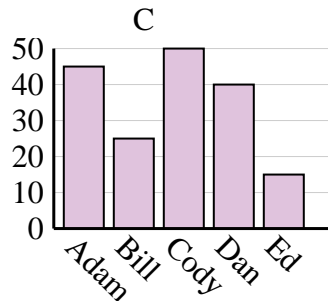
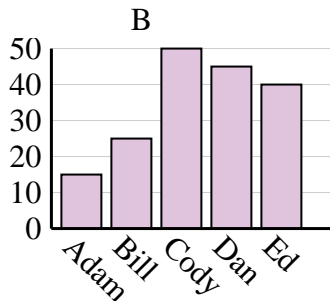
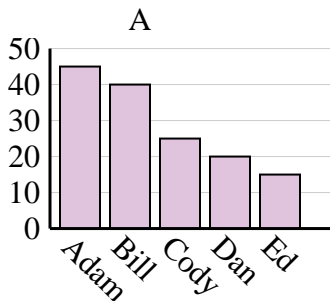




Determina cuál gráfica (A,B o C) representa mejor la información en la tabla.

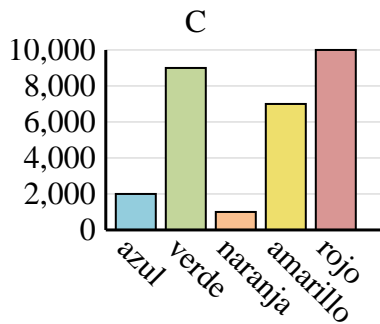
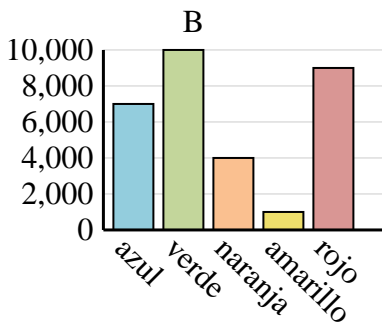
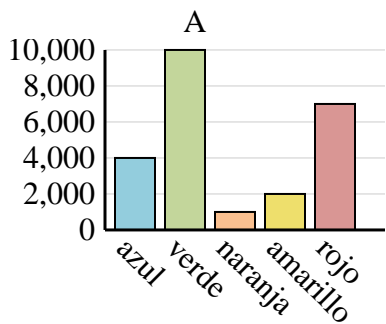
Respuestas

Nombre	Adam	Bill	Cody	Dan	Ed
Puntos	45	40	25	20	15

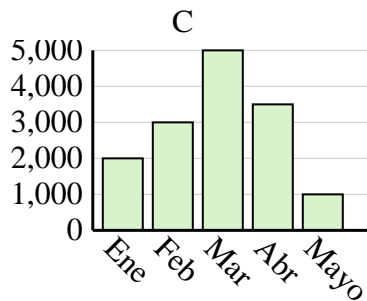
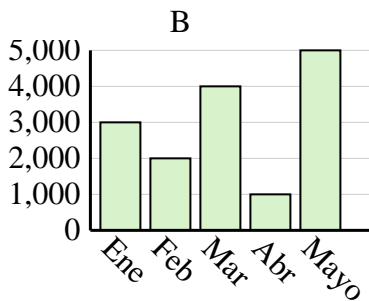
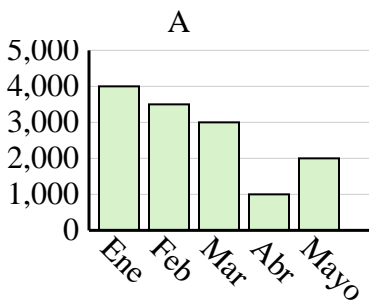


1. _____
2. _____
3. _____
4. _____

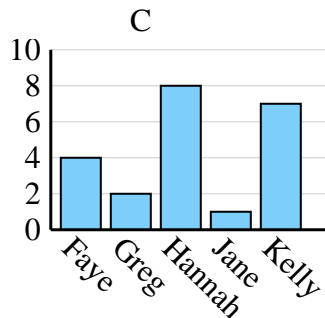
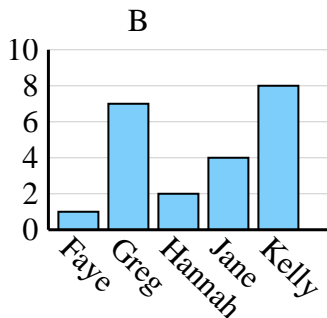
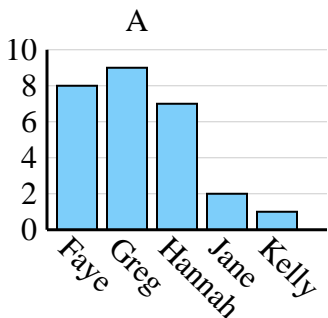
Color favorito	azul	verde	naranja	amarillo	rojo
Personas	4,000	10,000	1,000	2,000	7,000



Ventas	Ene	Feb	Mar	Abr	Mayo
Mes	3,000	2,000	4,000	1,000	5,000



Nombre	Faye	Greg	Hannah	Jane	Kelly
Estados en que ha vivido	4	2	8	1	7

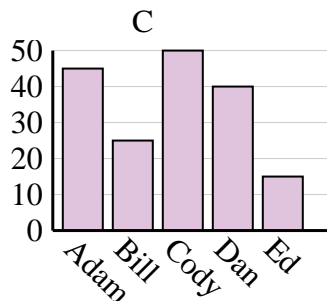
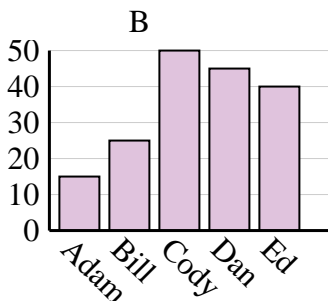
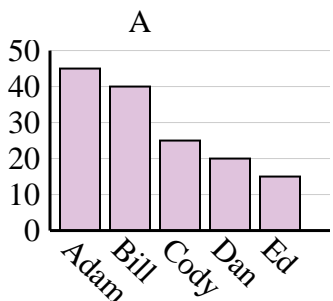




Determina cuál gráfica (A,B o C) representa mejor la información en la tabla.

Respuestas

Nombre	Adam	Bill	Cody	Dan	Ed
Puntos	45	40	25	20	15



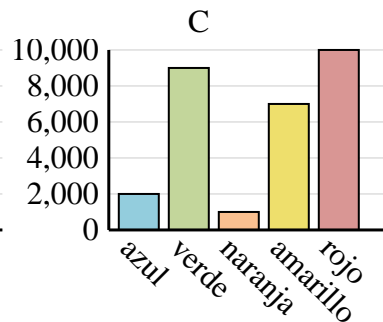
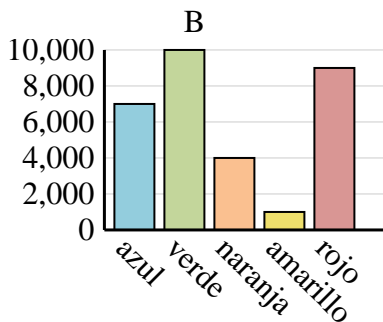
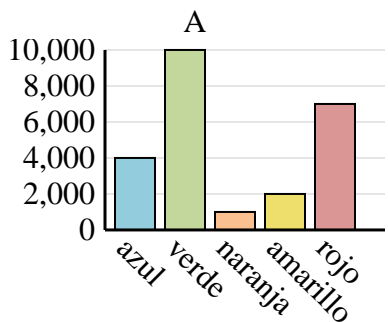
1. **A**

2. **A**

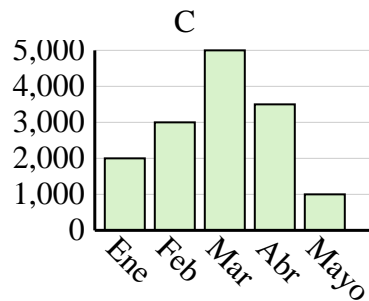
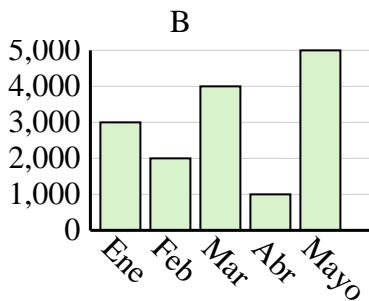
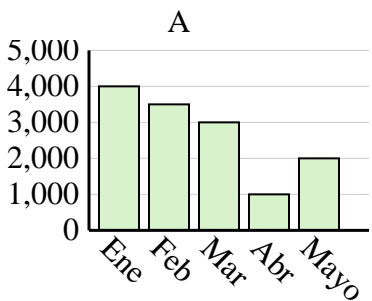
3. **B**

4. **C**

Color favorito	azul	verde	naranja	amarillo	rojo
Personas	4,000	10,000	1,000	2,000	7,000



Ventas	Ene	Feb	Mar	Abr	Mayo
Mes	3,000	2,000	4,000	1,000	5,000



Nombre	Faye	Greg	Hannah	Jane	Kelly
Estados en que ha vivido	4	2	8	1	7

