

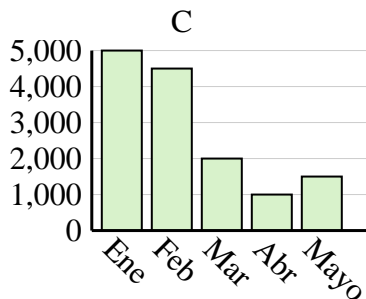
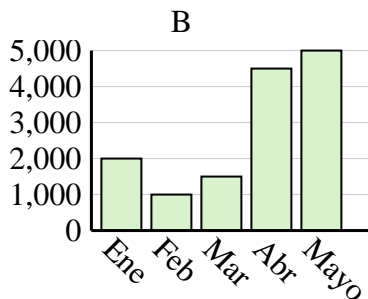
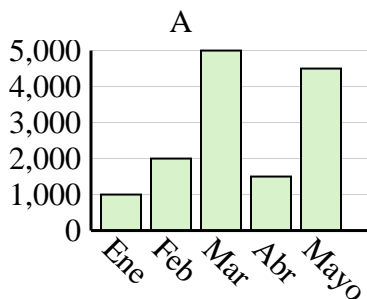


Determina cuál gráfica (A,B o C) representa mejor la información en la tabla.

Respuestas

1)

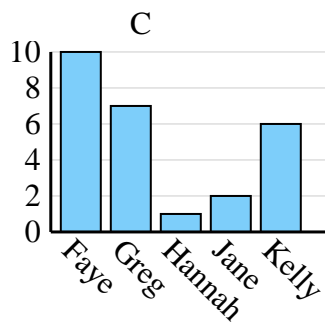
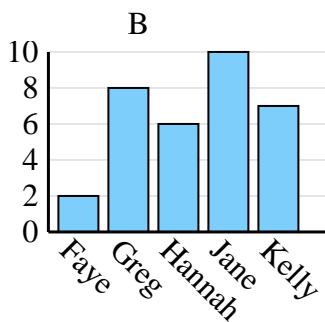
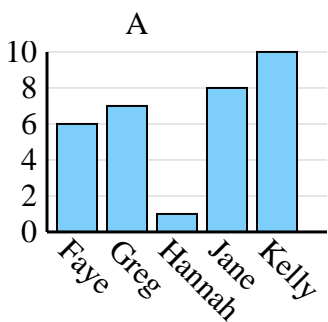
Ventas	Ene	Feb	Mar	Abr	Mayo
Mes	5,000	4,500	2,000	1,000	1,500



1. _____
2. _____
3. _____
4. _____

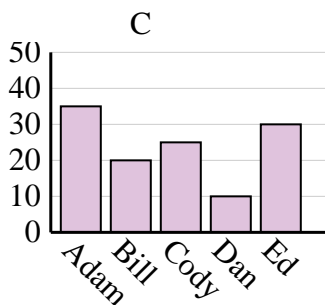
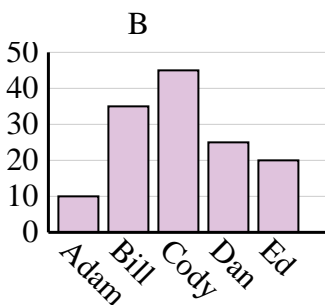
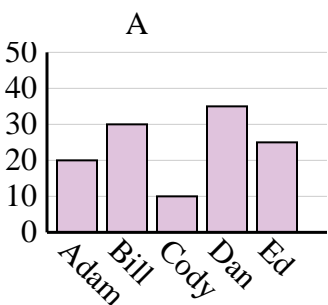
2)

Nombre	Faye	Greg	Hannah	Jane	Kelly
Estados en que ha vivido	6	7	1	8	10



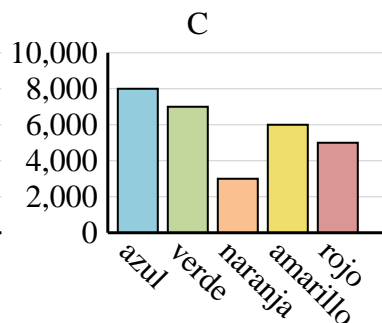
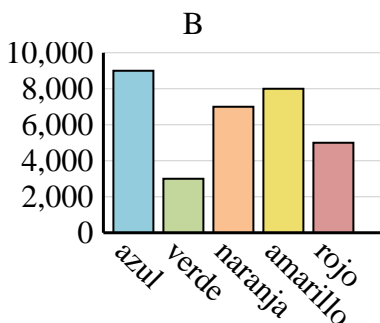
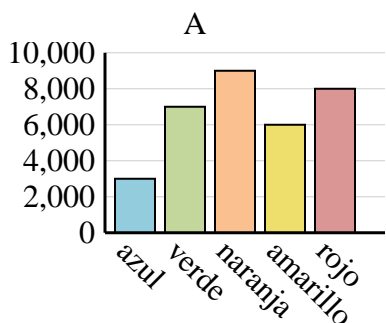
3)

Nombre	Adam	Bill	Cody	Dan	Ed
Puntos	10	35	45	25	20



4)

Color favorito	azul	verde	naranja	amarillo	rojo
Personas	8,000	7,000	3,000	6,000	5,000



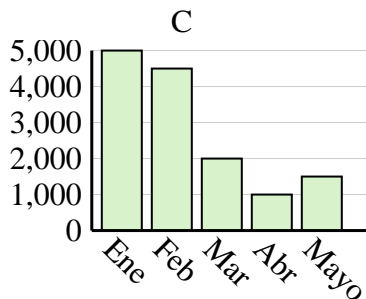
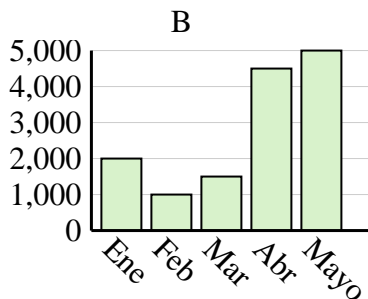
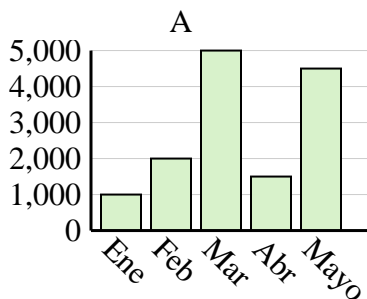


Determina cuál gráfica (A,B o C) representa mejor la información en la tabla.

Respuestas

1)

Ventas	Ene	Feb	Mar	Abr	Mayo
Mes	5,000	4,500	2,000	1,000	1,500



1. **C**

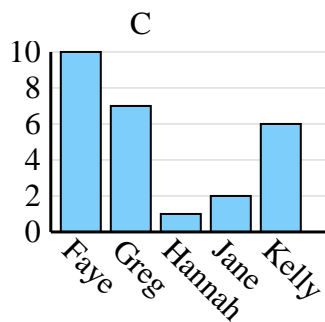
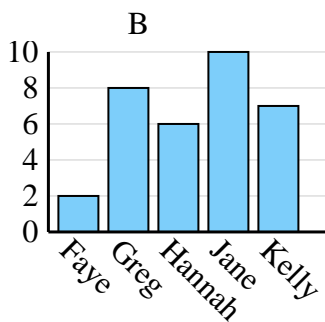
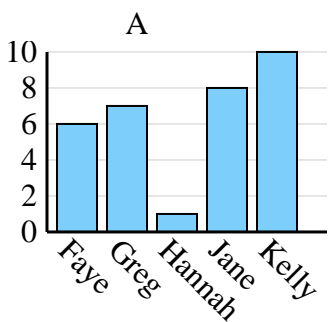
2. **A**

3. **B**

4. **C**

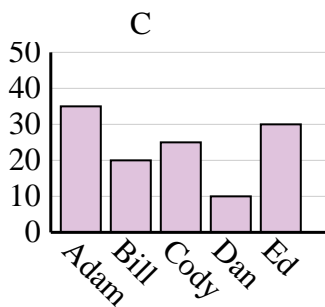
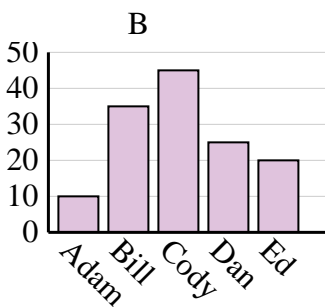
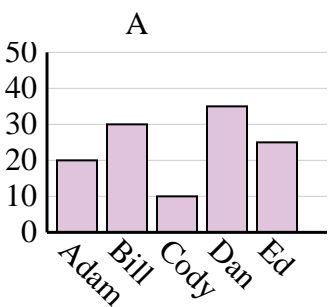
2)

Nombre	Faye	Greg	Hannah	Jane	Kelly
Estados en que ha vivido	6	7	1	8	10



3)

Nombre	Adam	Bill	Cody	Dan	Ed
Puntos	10	35	45	25	20



4)

Color favorito	azul	verde	naranja	amarillo	rojo
Personas	8,000	7,000	3,000	6,000	5,000

