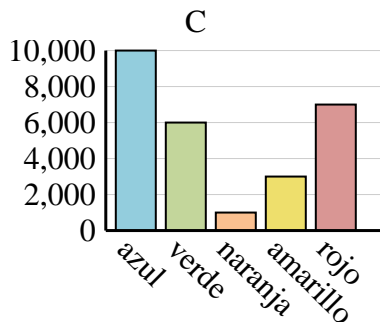
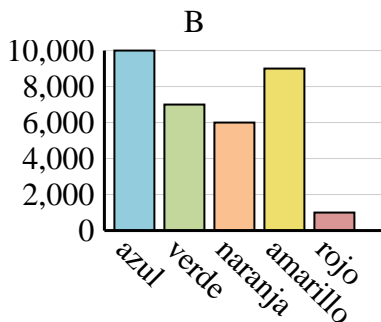
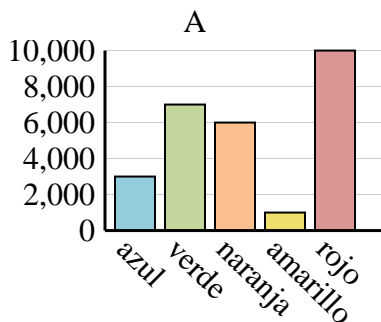




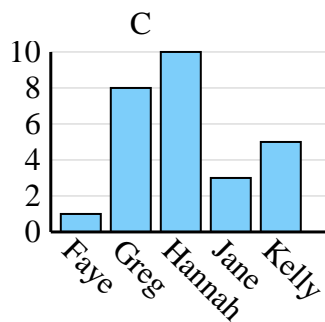
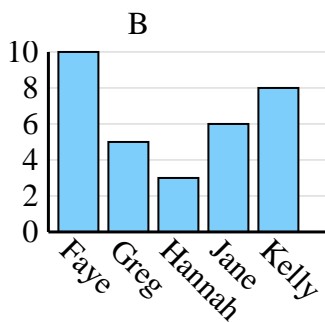
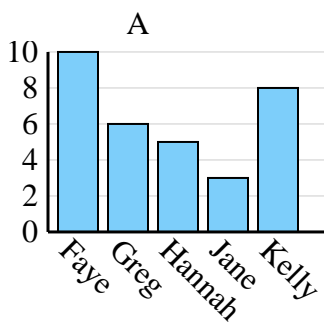
Determina cuál gráfica (A,B o C) representa mejor la información en la tabla.

Respuestas

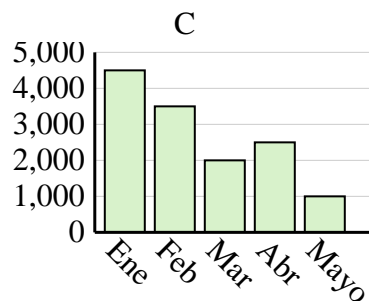
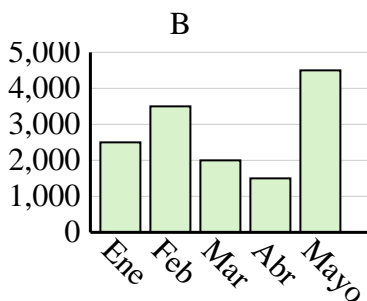
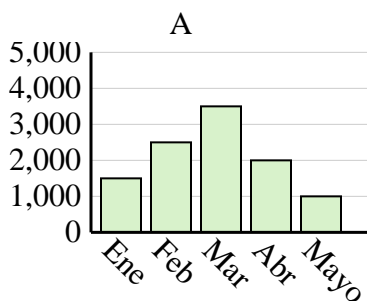
Color favorito	azul	verde	naranja	amarillo	rojo
Personas	10,000	6,000	1,000	3,000	7,000



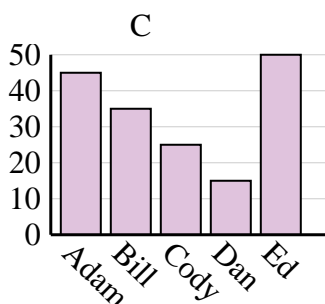
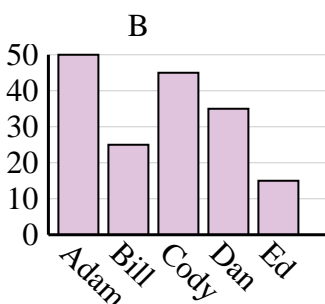
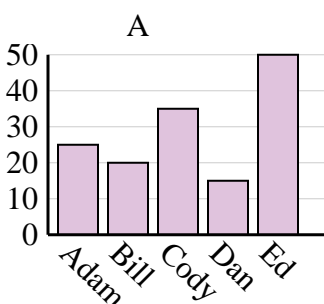
Nombre	Faye	Greg	Hannah	Jane	Kelly
Estados en que ha vivido	1	8	10	3	5



Ventas	Ene	Feb	Mar	Abr	Mayo
Mes	4,500	3,500	2,000	2,500	1,000



Nombre	Adam	Bill	Cody	Dan	Ed
Puntos	45	35	25	15	50

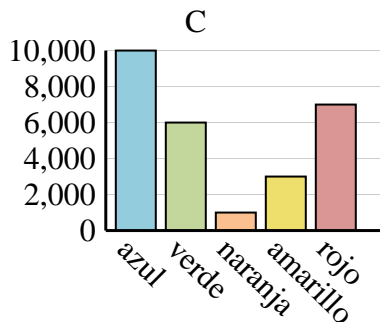
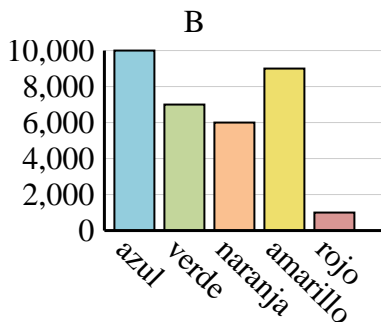
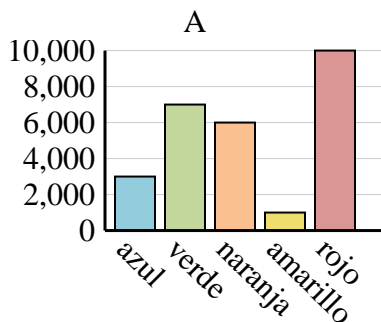


1. _____
2. _____
3. _____
4. _____

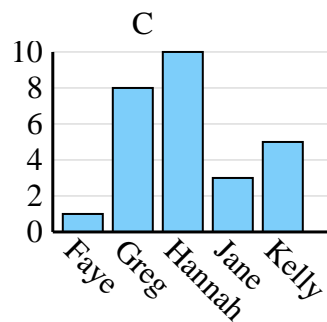
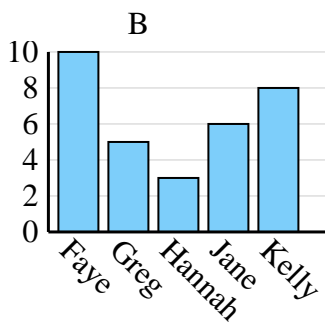
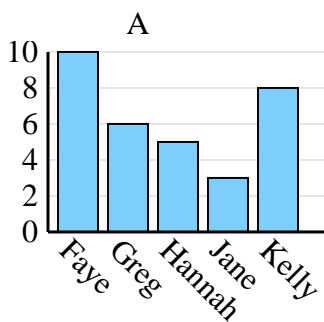


Determina cuál gráfica (A,B o C) representa mejor la información en la tabla.

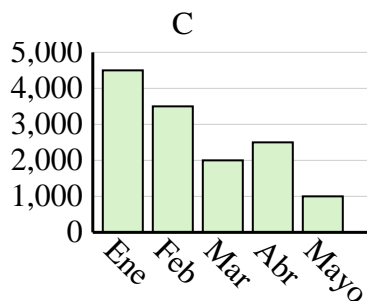
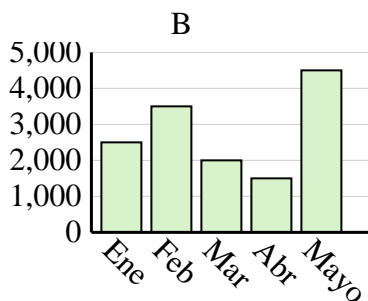
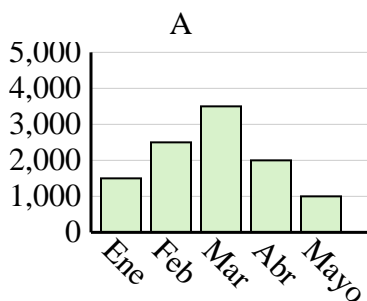
Color favorito	azul	verde	naranja	amarillo	rojo
Personas	10,000	6,000	1,000	3,000	7,000



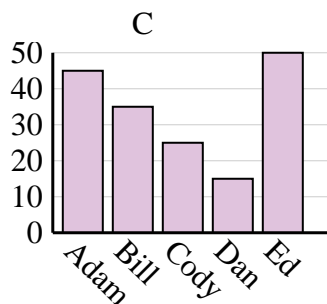
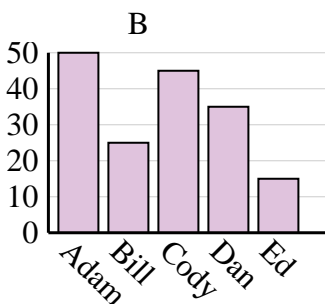
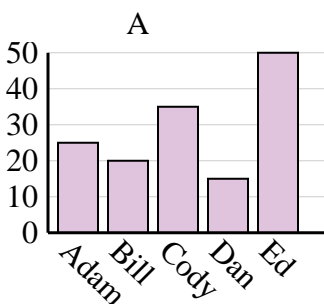
Nombre	Faye	Greg	Hannah	Jane	Kelly
Estados en que ha vivido	1	8	10	3	5



Ventas	Ene	Feb	Mar	Abr	Mayo
Mes	4,500	3,500	2,000	2,500	1,000



Nombre	Adam	Bill	Cody	Dan	Ed
Puntos	45	35	25	15	50

**Respuestas**1. **C**2. **C**3. **C**4. **C**