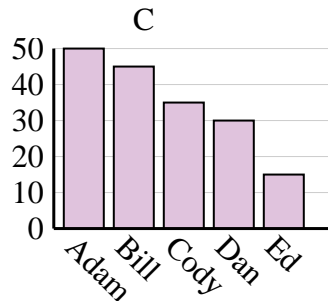
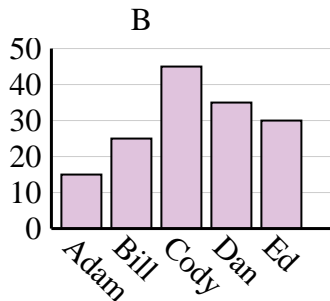
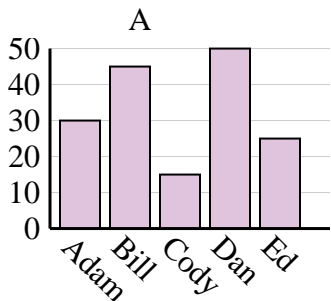




Determina cuál gráfica (A,B o C) representa mejor la información en la tabla.

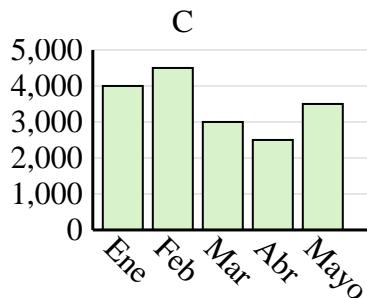
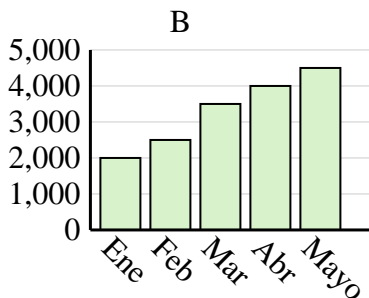
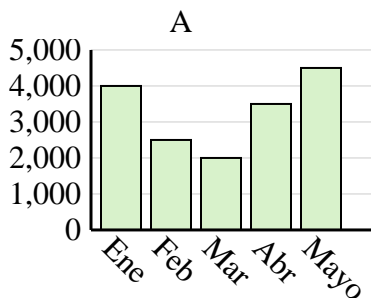
Respuestas

Nombre	Adam	Bill	Cody	Dan	Ed
Puntos	50	45	35	30	15

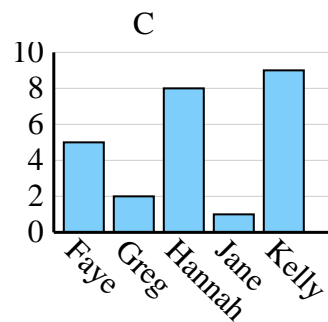
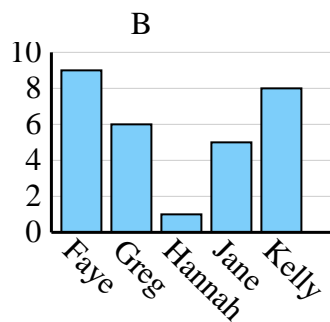
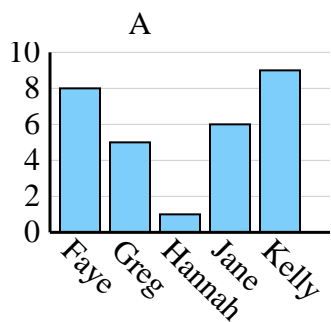


1. _____
2. _____
3. _____
4. _____

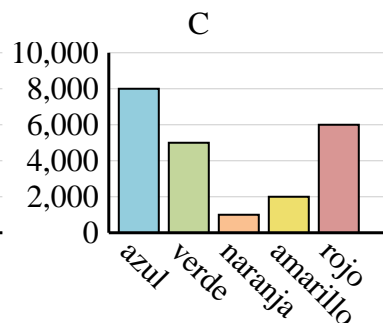
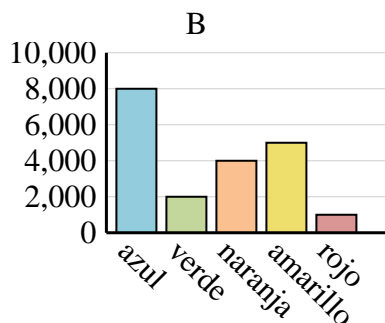
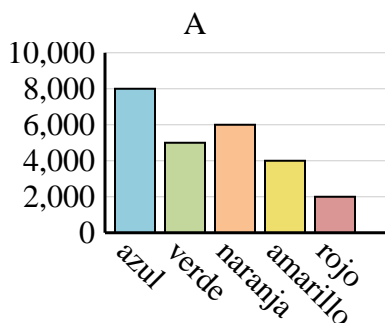
Ventas	Ene	Feb	Mar	Abr	Mayo
Mes	4,000	4,500	3,000	2,500	3,500



Nombre	Faye	Greg	Hannah	Jane	Kelly
Estados en que ha vivido	5	2	8	1	9



Color favorito	azul	verde	naranja	amarillo	rojo
Personas	8,000	2,000	4,000	5,000	1,000

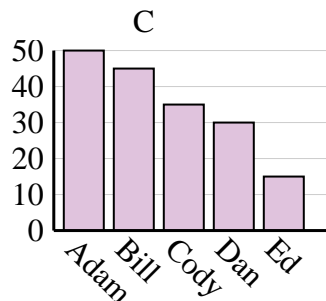
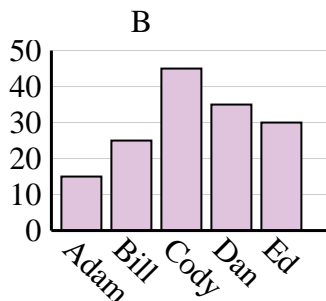
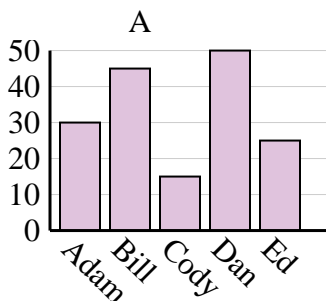




Determina cuál gráfica (A,B o C) representa mejor la información en la tabla.

Respuestas

Nombre	Adam	Bill	Cody	Dan	Ed
Puntos	50	45	35	30	15



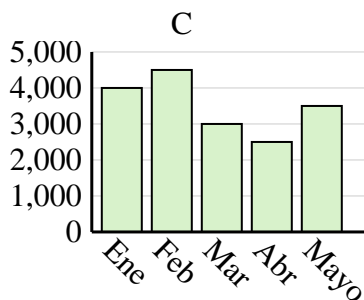
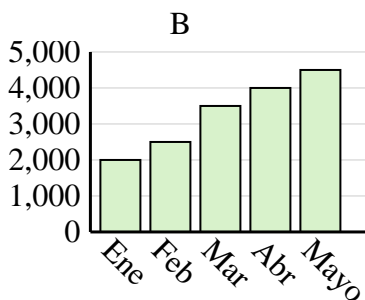
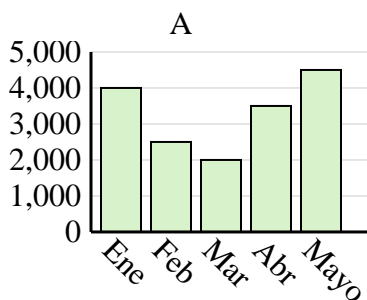
1. **C**

2. **C**

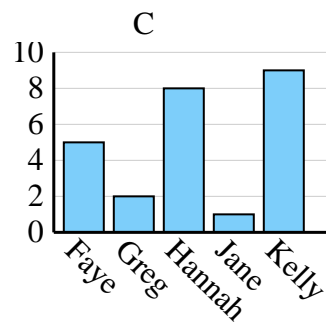
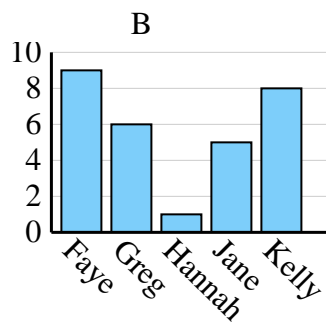
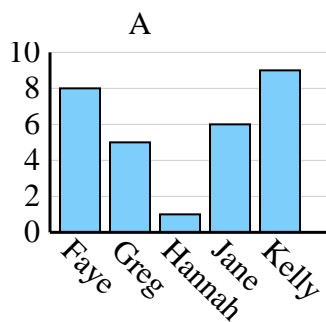
3. **C**

4. **B**

Ventas	Ene	Feb	Mar	Abr	Mayo
Mes	4,000	4,500	3,000	2,500	3,500



Nombre	Faye	Greg	Hannah	Jane	Kelly
Estados en que ha vivido	5	2	8	1	9



Color favorito	azul	verde	naranja	amarillo	rojo
Personas	8,000	2,000	4,000	5,000	1,000

