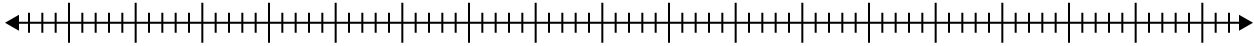


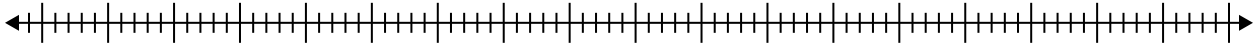


Crea un diagrama de caja del conjunto de números.

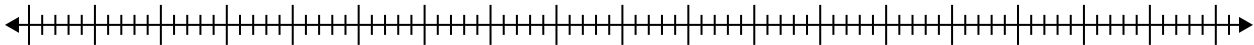
1) 56 , 29 , 49 , 23 , 28 , 31 , 93 , 42



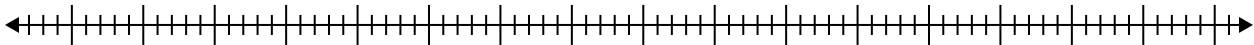
2) 85 , 50 , 99 , 29 , 27 , 70 , 99



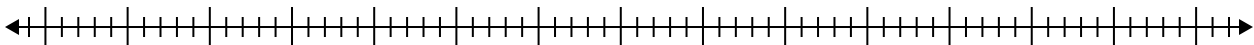
3) 53 , 42 , 89 , 75 , 60 , 20 , 31 , 54



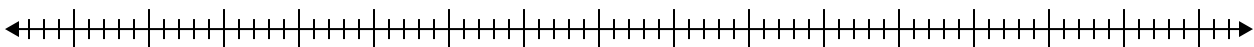
4) 28 , 74 , 48 , 59 , 85 , 32 , 93



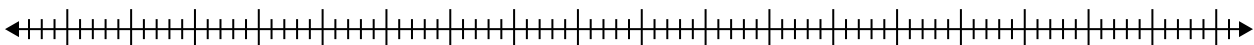
5) 51 , 50 , 42 , 61 , 97 , 56 , 55 , 87



6) 65 , 84 , 48 , 45 , 87 , 79 , 21 , 83



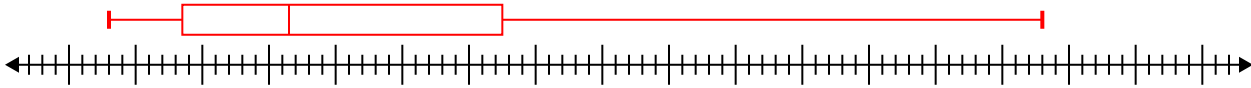
7) 71 , 36 , 27 , 42 , 25 , 80 , 95 , 83 , 51 , 55 , 80



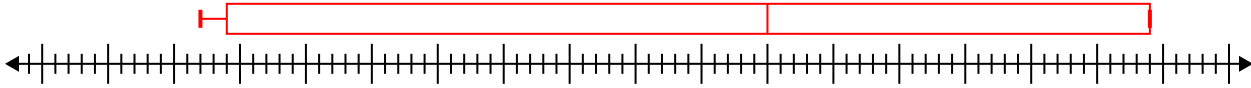


Crea un diagrama de caja del conjunto de números.

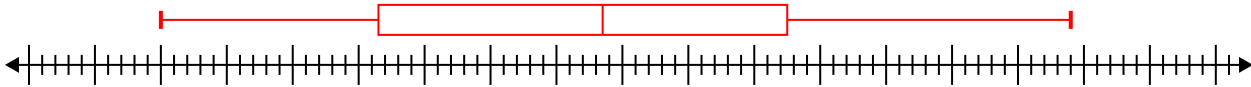
1) 56 , 29 , 49 , 23 , 28 , 31 , 93 , 42 **Min=23 Max=93 q1=28.5 Q2=36.5 q3=52.5**



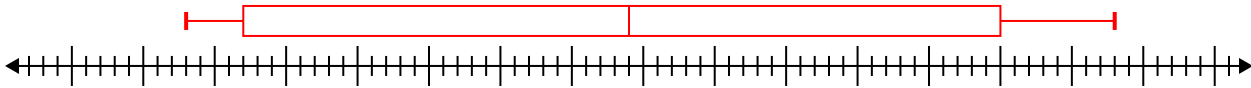
2) 85 , 50 , 99 , 29 , 27 , 70 , 99 **Min=27 Max=99 q1=29 Q2=70 q3=99**



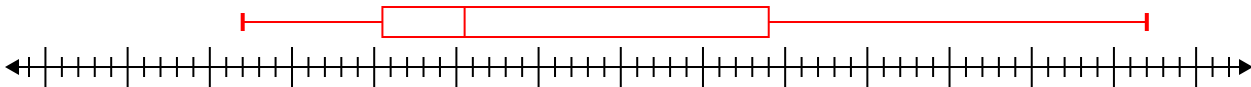
3) 53 , 42 , 89 , 75 , 60 , 20 , 31 , 54 **Min=20 Max=89 q1=36.5 Q2=53.5 q3=67.5**



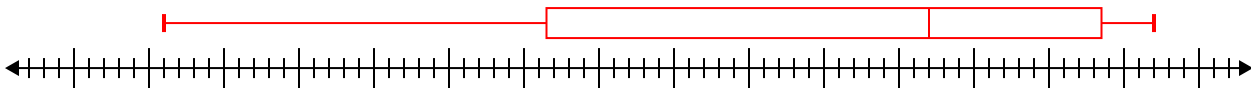
4) 28 , 74 , 48 , 59 , 85 , 32 , 93 **Min=28 Max=93 q1=32 Q2=59 q3=85**



5) 51 , 50 , 42 , 61 , 97 , 56 , 55 , 87 **Min=42 Max=97 q1=50.5 Q2=55.5 q3=74**



6) 65 , 84 , 48 , 45 , 87 , 79 , 21 , 83 **Min=21 Max=87 q1=46.5 Q2=72 q3=83.5**



7) 71 , 36 , 27 , 42 , 25 , 80 , 95 , 83 , 51 , 55 , 80 **Min=25 Max=95 q1=36 Q2=55 q3=80**

