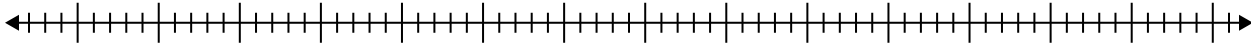


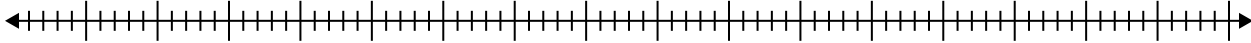


Crea un diagrama de caja del conjunto de números.

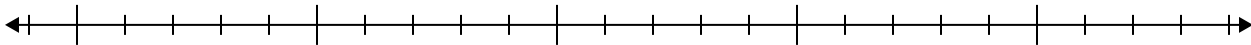
1) 58 , 89 , 31 , 59 , 79 , 28 , 79 , 46 , 39 , 88



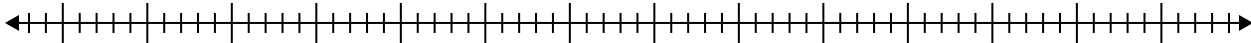
2) 21 , 77 , 43 , 84 , 68 , 89 , 34 , 26 , 89 , 89 , 33 , 34



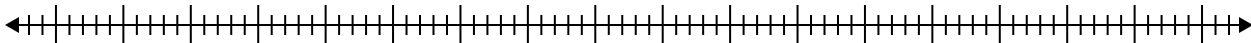
3) 13 , 14 , 11 , 14 , 15 , 11 , 19 , 10



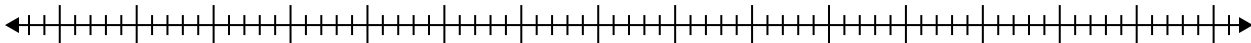
4) 58 , 68 , 33 , 46 , 66 , 78 , 90 , 51



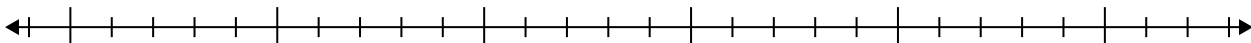
5) 57 , 40 , 39 , 44 , 25 , 42 , 95 , 64



6) 53 , 87 , 91 , 59 , 63 , 68 , 51 , 54 , 31 , 43 , 37 , 60



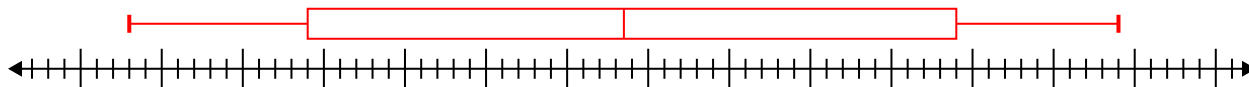
7) 19 , 14 , 8 , 16 , 9 , 11 , 18



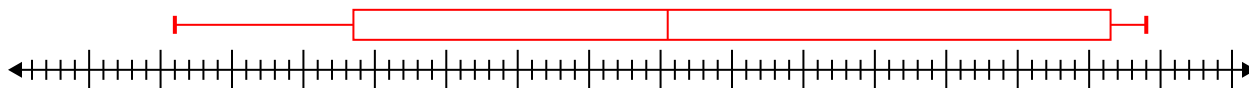


Crea un diagrama de caja del conjunto de números.

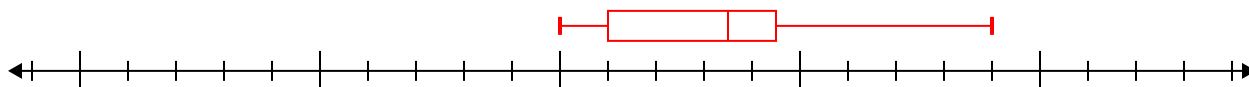
1) 58 , 89 , 31 , 59 , 79 , 28 , 79 , 46 , 39 , 88 **Min=28 Max=89 q1=39 Q2=58.5 q3=79**



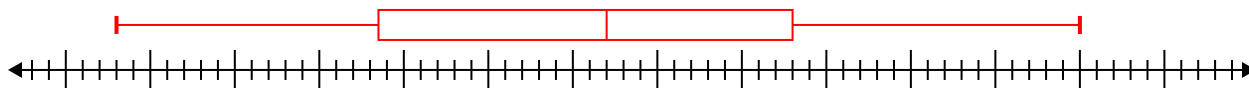
2) 21 , 77 , 43 , 84 , 68 , 89 , 34 , 26 , 89 , 89 , 33 , 34 **Min=21 Max=89 q1=33.5 Q2=55.5 q3=86.5**



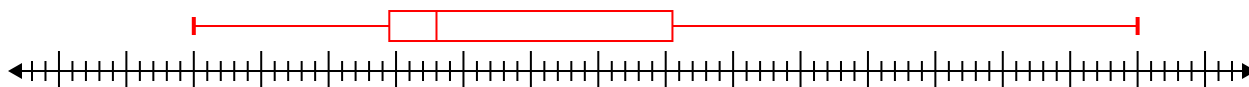
3) 13 , 14 , 11 , 14 , 15 , 11 , 19 , 10 **Min=10 Max=19 q1=11 Q2=13.5 q3=14.5**



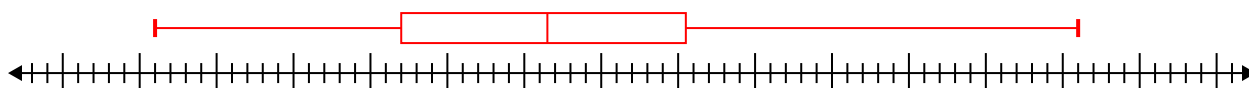
4) 58 , 68 , 33 , 46 , 66 , 78 , 90 , 51 **Min=33 Max=90 q1=48.5 Q2=62 q3=73**



5) 57 , 40 , 39 , 44 , 25 , 42 , 95 , 64 **Min=25 Max=95 q1=39.5 Q2=43 q3=60.5**



6) 53 , 87 , 91 , 59 , 63 , 68 , 51 , 54 , 31 , 43 , 37 , 60 **Min=31 Max=91 q1=47 Q2=56.5 q3=65.5**



7) 19 , 14 , 8 , 16 , 9 , 11 , 18 **Min=8 Max=19 q1=9 Q2=14 q3=18**

