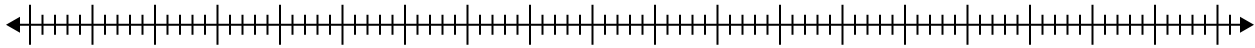


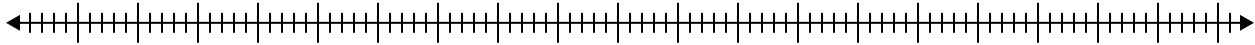


Crea un diagrama de caja del conjunto de números.

1) 55 , 99 , 50 , 53 , 53 , 22 , 62 , 48 , 75



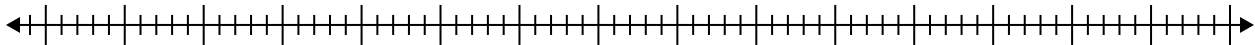
2) 98 , 20 , 38 , 66 , 43 , 41 , 91 , 79 , 35 , 42 , 37



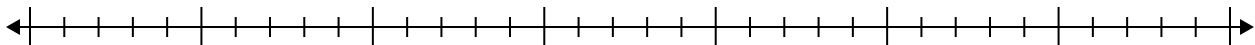
3) 15 , 16 , 17 , 20 , 18 , 7



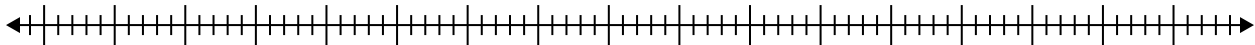
4) 34 , 74 , 55 , 82 , 39 , 64 , 73 , 40 , 24 , 64 , 66



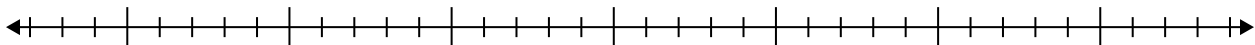
5) 11 , 18 , 8 , 14 , 18 , 10 , 9 , 20 , 6



6) 37 , 54 , 24 , 84 , 35 , 58 , 84



7) 10 , 10 , 20 , 5 , 17 , 15 , 5



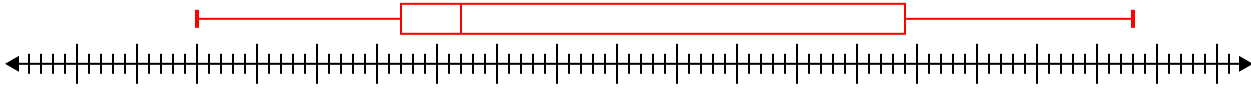


Crea un diagrama de caja del conjunto de números.

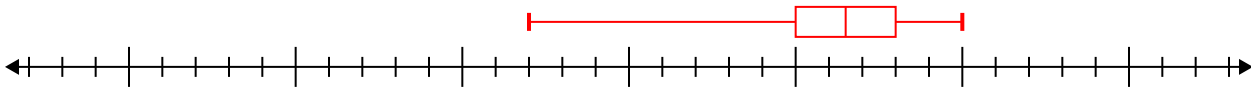
1) 55 , 99 , 50 , 53 , 53 , 22 , 62 , 48 , 75 **Min=22 Max=99 q1=49 Q2=53 q3=68.5**



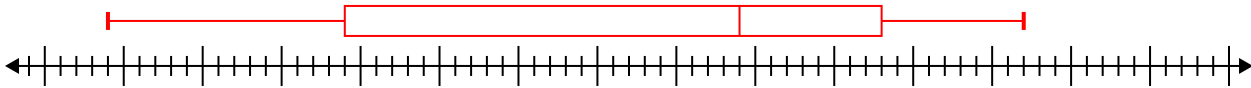
2) 98 , 20 , 38 , 66 , 43 , 41 , 91 , 79 , 35 , 42 , 37 **Min=20 Max=98 q1=37 Q2=42 q3=79**



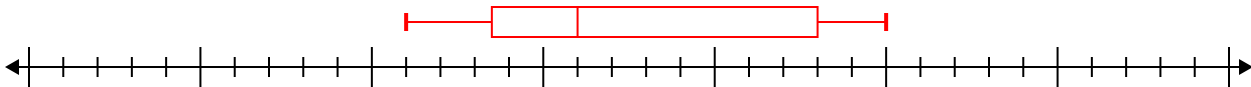
3) 15 , 16 , 17 , 20 , 18 , 7 **Min=7 Max=20 q1=15 Q2=16.5 q3=18**



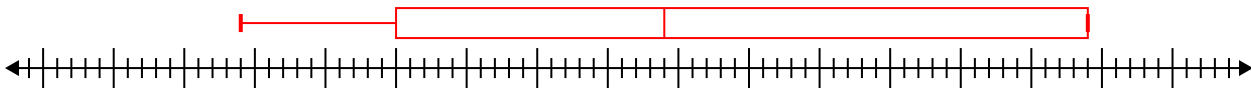
4) 34 , 74 , 55 , 82 , 39 , 64 , 73 , 40 , 24 , 64 , 66 **Min=24 Max=82 q1=39 Q2=64 q3=73**



5) 11 , 18 , 8 , 14 , 18 , 10 , 9 , 20 , 6 **Min=6 Max=20 q1=8.5 Q2=11 q3=18**



6) 37 , 54 , 24 , 84 , 35 , 58 , 84 **Min=24 Max=84 q1=35 Q2=54 q3=84**



7) 10 , 10 , 20 , 5 , 17 , 15 , 5 **Min=5 Max=20 q1=5 Q2=10 q3=17**

