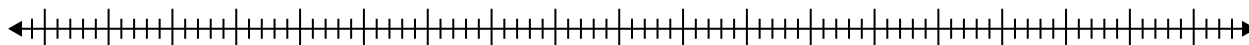


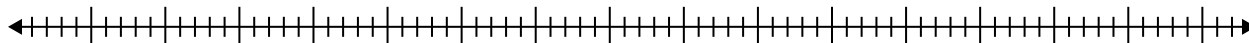


Crea un diagrama de caja del conjunto de números.

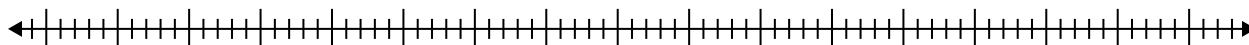
1) 52 , 70 , 21 , 22 , 47 , 25 , 70 , 32 , 89 , 90 , 96 , 29 , 39



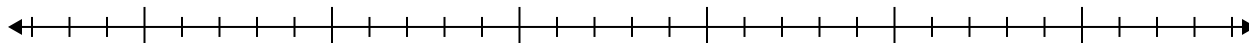
2) 65 , 37 , 30 , 30 , 75 , 79 , 87 , 61



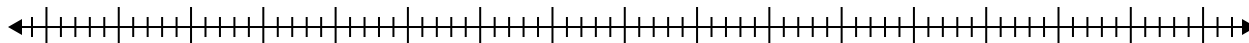
3) 79 , 91 , 61 , 29 , 60 , 88 , 32 , 97



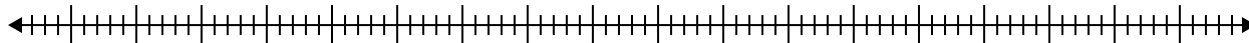
4) 8 , 5 , 12 , 13 , 14 , 5 , 10 , 12 , 17 , 8



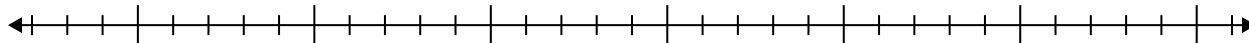
5) 92 , 30 , 23 , 45 , 62 , 90 , 90



6) 69 , 23 , 61 , 38 , 84 , 71 , 94 , 91 , 69



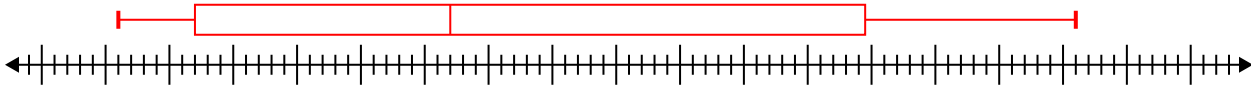
7) 18 , 7 , 13 , 11 , 6 , 13 , 19



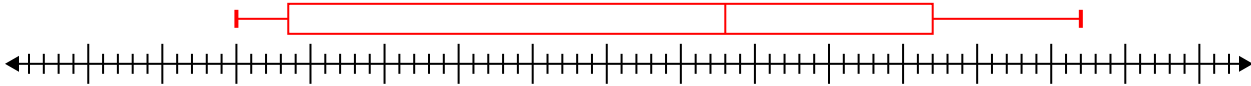


Crea un diagrama de caja del conjunto de números.

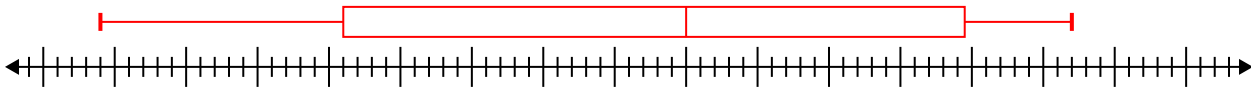
1) 52 , 70 , 21 , 22 , 47 , 25 , 70 , 32 , 89 , 90 , 96 , 29 , 39 **Min=21 Max=96 q1=27 Q2=47 q3=79.5**



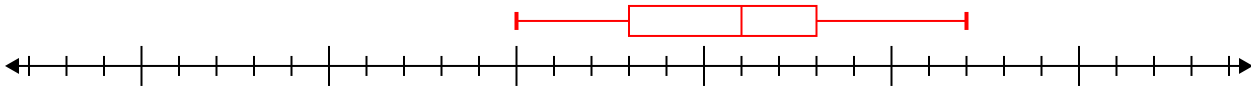
2) 65 , 37 , 30 , 30 , 75 , 79 , 87 , 61 **Min=30 Max=87 q1=33.5 Q2=63 q3=77**



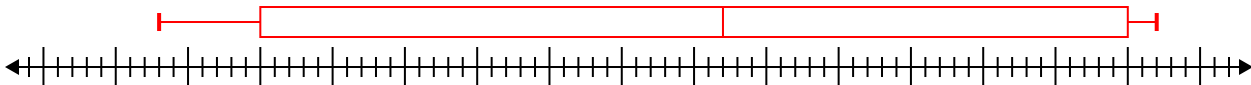
3) 79 , 91 , 61 , 29 , 60 , 88 , 32 , 97 **Min=29 Max=97 q1=46 Q2=70 q3=89.5**



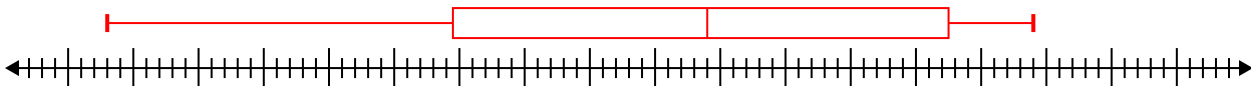
4) 8 , 5 , 12 , 13 , 14 , 5 , 10 , 12 , 17 , 8 **Min=5 Max=17 q1=8 Q2=11 q3=13**



5) 92 , 30 , 23 , 45 , 62 , 90 , 90 **Min=23 Max=92 q1=30 Q2=62 q3=90**



6) 69 , 23 , 61 , 38 , 84 , 71 , 94 , 91 , 69 **Min=23 Max=94 q1=49.5 Q2=69 q3=87.5**



7) 18 , 7 , 13 , 11 , 6 , 13 , 19 **Min=6 Max=19 q1=7 Q2=13 q3=18**

