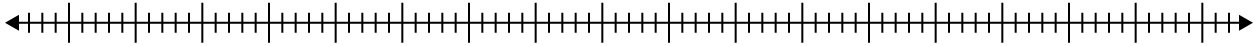


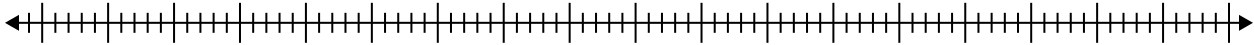


Crea un diagrama de caja del conjunto de números.

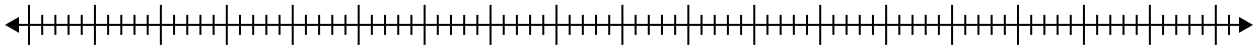
1) 56 , 29 , 49 , 23 , 28 , 31 , 93 , 42



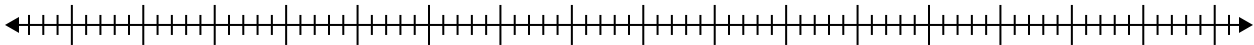
2) 85 , 50 , 99 , 29 , 27 , 70 , 99



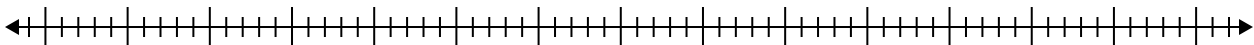
3) 53 , 42 , 89 , 75 , 60 , 20 , 31 , 54



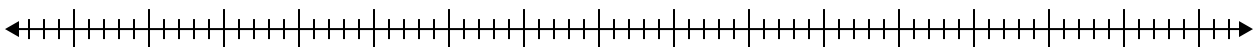
4) 28 , 74 , 48 , 59 , 85 , 32 , 93



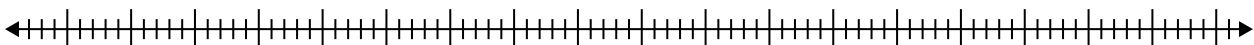
5) 51 , 50 , 42 , 61 , 97 , 56 , 55 , 87



6) 65 , 84 , 48 , 45 , 87 , 79 , 21 , 83



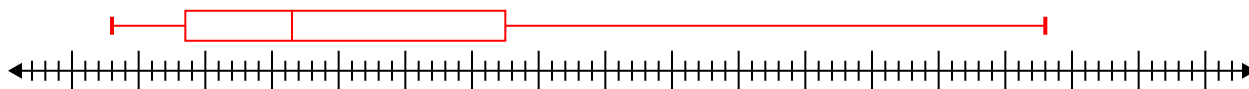
7) 71 , 36 , 27 , 42 , 25 , 80 , 95 , 83 , 51 , 55 , 80



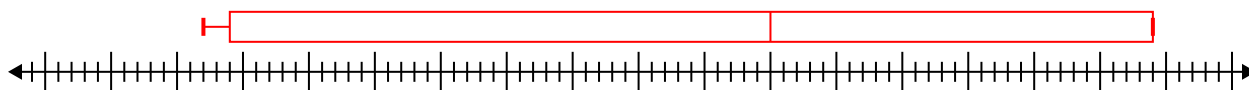


Crea un diagrama de caja del conjunto de números.

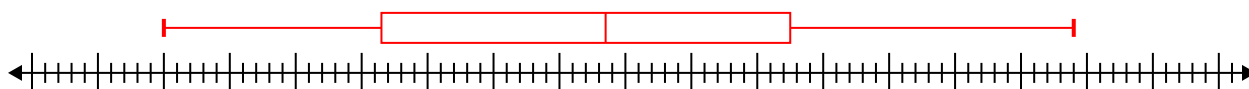
1) 56 , 29 , 49 , 23 , 28 , 31 , 93 , 42 **Min=23 Max=93 q1=28.5 Q2=36.5 q3=52.5**



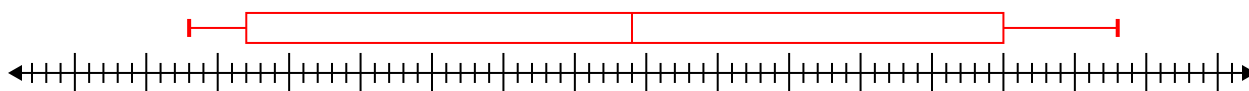
2) 85 , 50 , 99 , 29 , 27 , 70 , 99 **Min=27 Max=99 q1=29 Q2=70 q3=99**



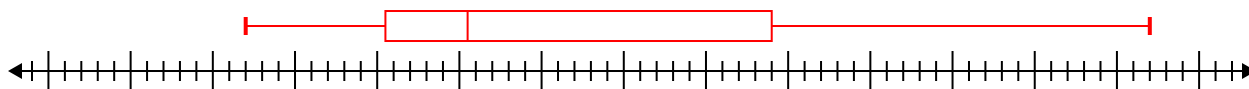
3) 53 , 42 , 89 , 75 , 60 , 20 , 31 , 54 **Min=20 Max=89 q1=36.5 Q2=53.5 q3=67.5**



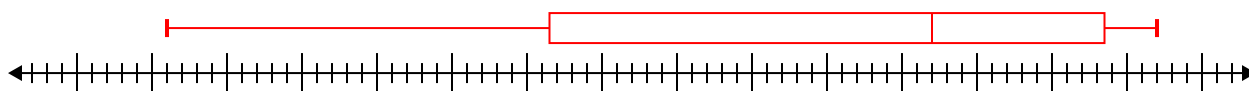
4) 28 , 74 , 48 , 59 , 85 , 32 , 93 **Min=28 Max=93 q1=32 Q2=59 q3=85**



5) 51 , 50 , 42 , 61 , 97 , 56 , 55 , 87 **Min=42 Max=97 q1=50.5 Q2=55.5 q3=74**



6) 65 , 84 , 48 , 45 , 87 , 79 , 21 , 83 **Min=21 Max=87 q1=46.5 Q2=72 q3=83.5**



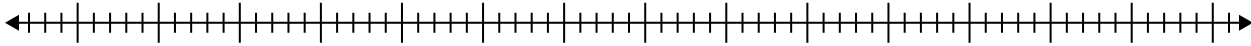
7) 71 , 36 , 27 , 42 , 25 , 80 , 95 , 83 , 51 , 55 , 80 **Min=25 Max=95 q1=36 Q2=55 q3=80**



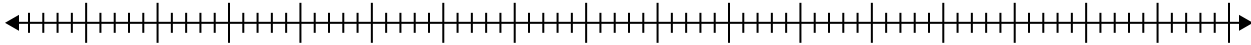


Crea un diagrama de caja del conjunto de números.

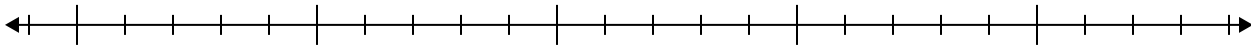
1) 58 , 89 , 31 , 59 , 79 , 28 , 79 , 46 , 39 , 88



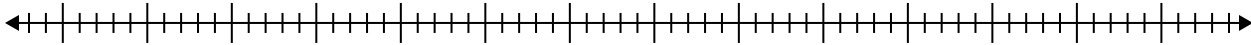
2) 21 , 77 , 43 , 84 , 68 , 89 , 34 , 26 , 89 , 89 , 33 , 34



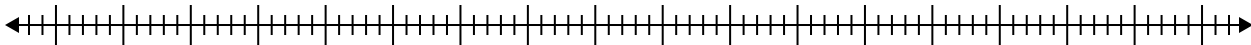
3) 13 , 14 , 11 , 14 , 15 , 11 , 19 , 10



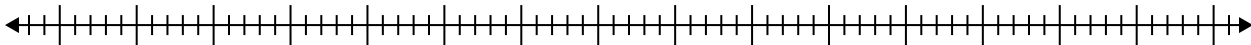
4) 58 , 68 , 33 , 46 , 66 , 78 , 90 , 51



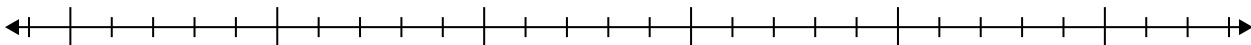
5) 57 , 40 , 39 , 44 , 25 , 42 , 95 , 64



6) 53 , 87 , 91 , 59 , 63 , 68 , 51 , 54 , 31 , 43 , 37 , 60



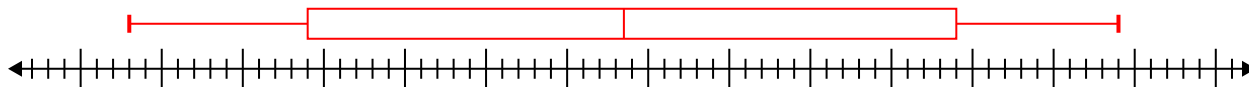
7) 19 , 14 , 8 , 16 , 9 , 11 , 18



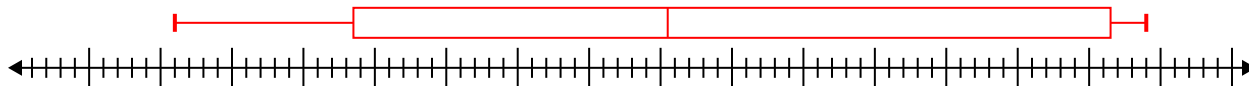


Crea un diagrama de caja del conjunto de números.

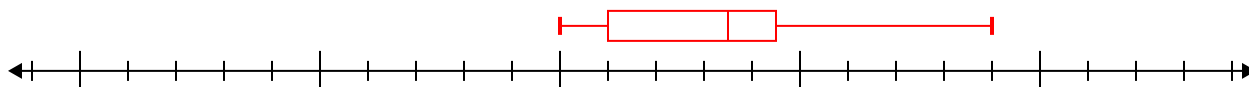
1) 58 , 89 , 31 , 59 , 79 , 28 , 79 , 46 , 39 , 88 **Min=28 Max=89 q1=39 Q2=58.5 q3=79**



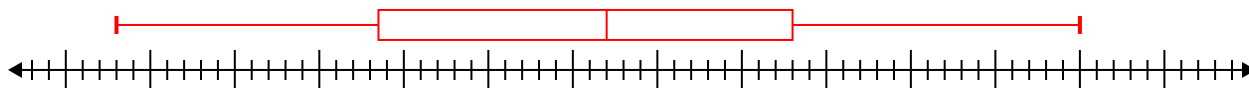
2) 21 , 77 , 43 , 84 , 68 , 89 , 34 , 26 , 89 , 89 , 33 , 34 **Min=21 Max=89 q1=33.5 Q2=55.5 q3=86.5**



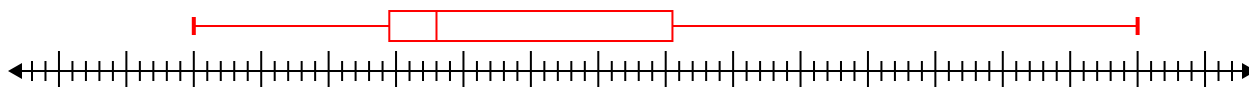
3) 13 , 14 , 11 , 14 , 15 , 11 , 19 , 10 **Min=10 Max=19 q1=11 Q2=13.5 q3=14.5**



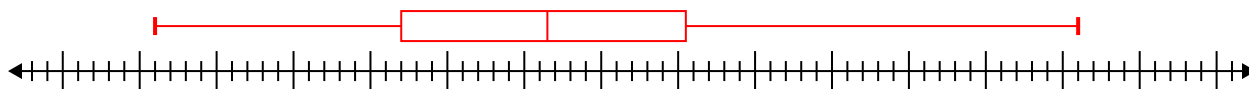
4) 58 , 68 , 33 , 46 , 66 , 78 , 90 , 51 **Min=33 Max=90 q1=48.5 Q2=62 q3=73**



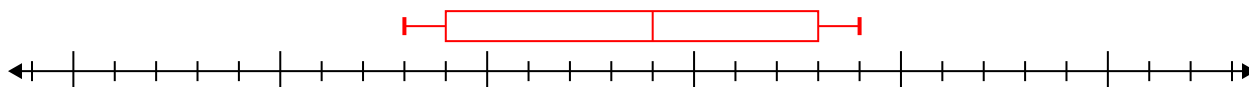
5) 57 , 40 , 39 , 44 , 25 , 42 , 95 , 64 **Min=25 Max=95 q1=39.5 Q2=43 q3=60.5**



6) 53 , 87 , 91 , 59 , 63 , 68 , 51 , 54 , 31 , 43 , 37 , 60 **Min=31 Max=91 q1=47 Q2=56.5 q3=65.5**



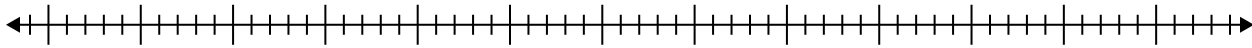
7) 19 , 14 , 8 , 16 , 9 , 11 , 18 **Min=8 Max=19 q1=9 Q2=14 q3=18**



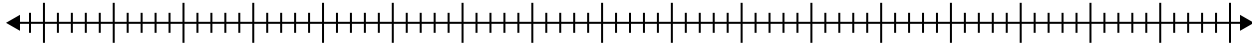


Crea un diagrama de caja del conjunto de números.

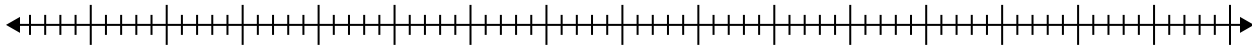
1) 70 , 92 , 84 , 88 , 67 , 54 , 78



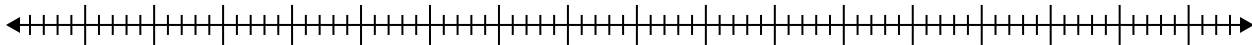
2) 75 , 93 , 24 , 84 , 53 , 51 , 49 , 70 , 85 , 68



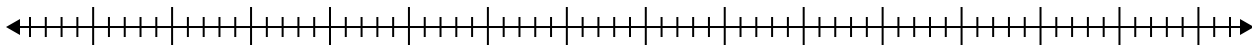
3) 52 , 58 , 57 , 31 , 40 , 68 , 85 , 29 , 64 , 89 , 48



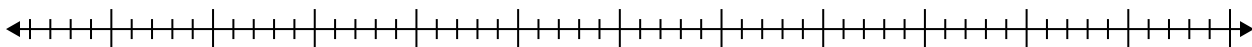
4) 76 , 97 , 88 , 58 , 86 , 28 , 72 , 37



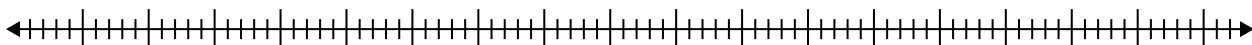
5) 46 , 56 , 52 , 91 , 48 , 31 , 74 , 62



6) 64 , 56 , 72 , 32 , 57 , 31



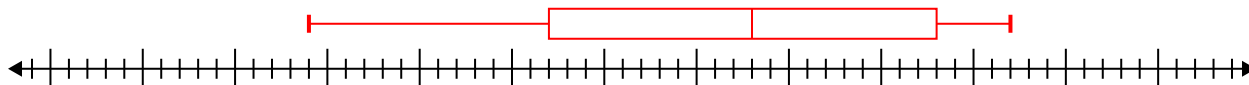
7) 46 , 66 , 20 , 26 , 26 , 85 , 40 , 47 , 63 , 59



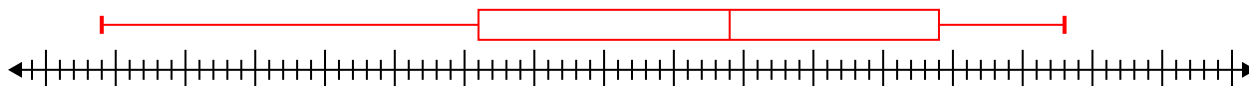


Crea un diagrama de caja del conjunto de números.

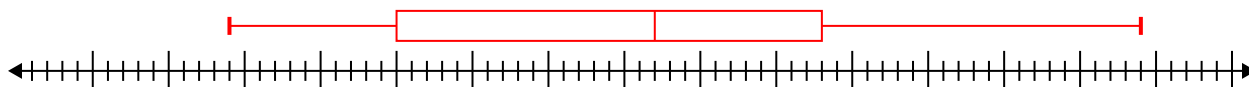
1) 70 , 92 , 84 , 88 , 67 , 54 , 78 **Min=54 Max=92 q1=67 Q2=78 q3=88**



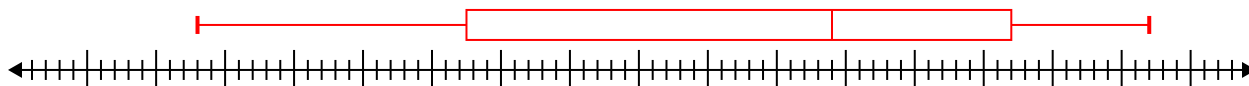
2) 75 , 93 , 24 , 84 , 53 , 51 , 49 , 70 , 85 , 68 **Min=24 Max=93 q1=51 Q2=69 q3=84**



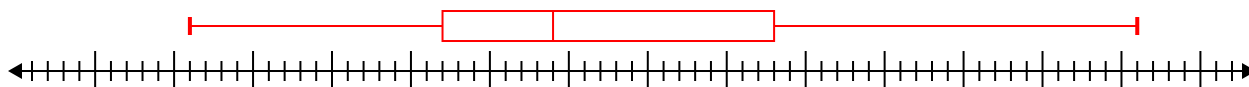
3) 52 , 58 , 57 , 31 , 40 , 68 , 85 , 29 , 64 , 89 , 48 **Min=29 Max=89 q1=40 Q2=57 q3=68**



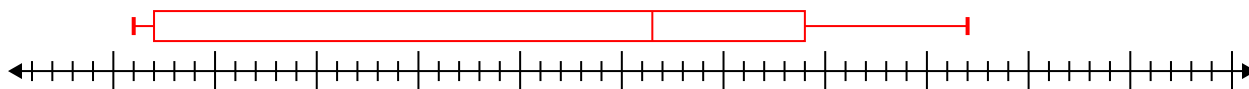
4) 76 , 97 , 88 , 58 , 86 , 28 , 72 , 37 **Min=28 Max=97 q1=47.5 Q2=74 q3=87**



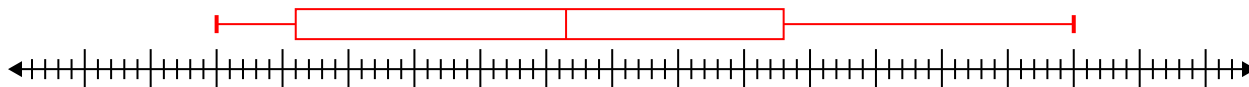
5) 46 , 56 , 52 , 91 , 48 , 31 , 74 , 62 **Min=31 Max=91 q1=47 Q2=54 q3=68**



6) 64 , 56 , 72 , 32 , 57 , 31 **Min=31 Max=72 q1=32 Q2=56.5 q3=64**



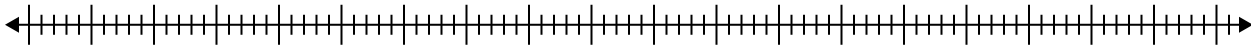
7) 46 , 66 , 20 , 26 , 26 , 85 , 40 , 47 , 63 , 59 **Min=20 Max=85 q1=26 Q2=46.5 q3=63**



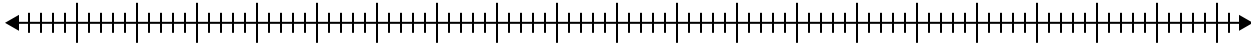


Crea un diagrama de caja del conjunto de números.

1) 55 , 99 , 50 , 53 , 53 , 22 , 62 , 48 , 75



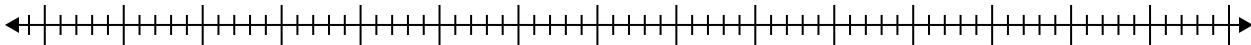
2) 98 , 20 , 38 , 66 , 43 , 41 , 91 , 79 , 35 , 42 , 37



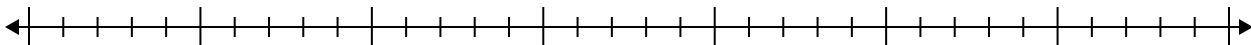
3) 15 , 16 , 17 , 20 , 18 , 7



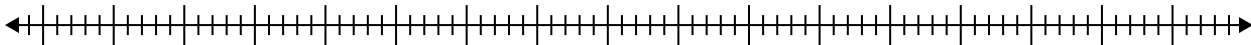
4) 34 , 74 , 55 , 82 , 39 , 64 , 73 , 40 , 24 , 64 , 66



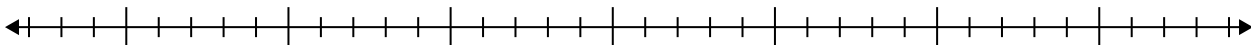
5) 11 , 18 , 8 , 14 , 18 , 10 , 9 , 20 , 6



6) 37 , 54 , 24 , 84 , 35 , 58 , 84



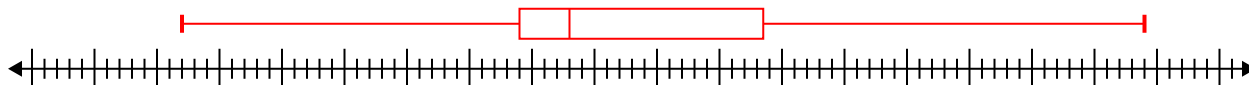
7) 10 , 10 , 20 , 5 , 17 , 15 , 5



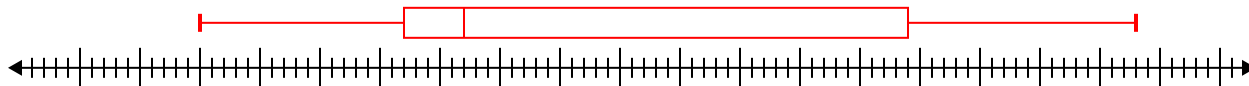


Crea un diagrama de caja del conjunto de números.

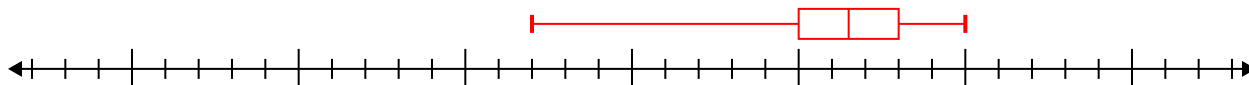
1) 55 , 99 , 50 , 53 , 53 , 22 , 62 , 48 , 75 **Min=22 Max=99 q1=49 Q2=53 q3=68.5**



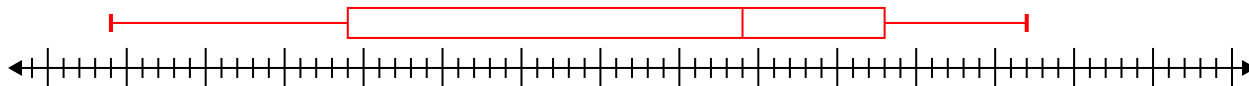
2) 98 , 20 , 38 , 66 , 43 , 41 , 91 , 79 , 35 , 42 , 37 **Min=20 Max=98 q1=37 Q2=42 q3=79**



3) 15 , 16 , 17 , 20 , 18 , 7 **Min=7 Max=20 q1=15 Q2=16.5 q3=18**



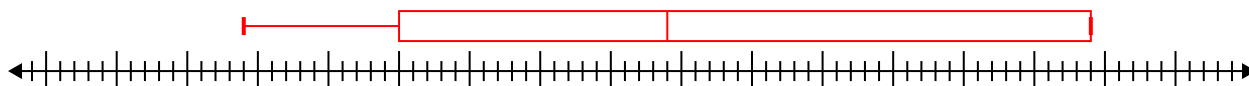
4) 34 , 74 , 55 , 82 , 39 , 64 , 73 , 40 , 24 , 64 , 66 **Min=24 Max=82 q1=39 Q2=64 q3=73**



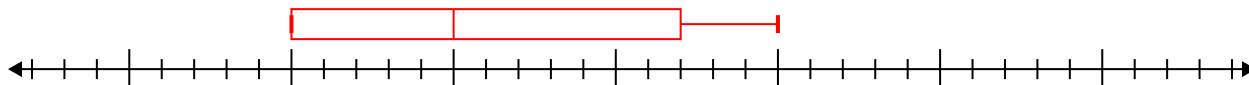
5) 11 , 18 , 8 , 14 , 18 , 10 , 9 , 20 , 6 **Min=6 Max=20 q1=8.5 Q2=11 q3=18**



6) 37 , 54 , 24 , 84 , 35 , 58 , 84 **Min=24 Max=84 q1=35 Q2=54 q3=84**



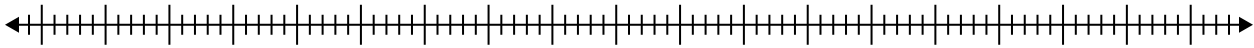
7) 10 , 10 , 20 , 5 , 17 , 15 , 5 **Min=5 Max=20 q1=5 Q2=10 q3=17**



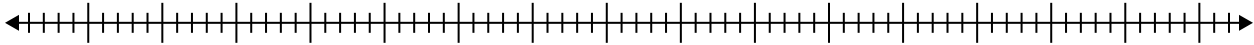


Crea un diagrama de caja del conjunto de números.

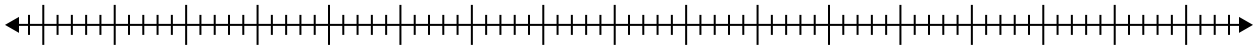
- 1) 52 , 70 , 21 , 22 , 47 , 25 , 70 , 32 , 89 , 90 , 96 , 29 , 39



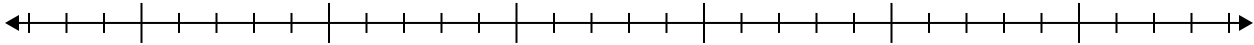
- 2) 65 , 37 , 30 , 30 , 75 , 79 , 87 , 61



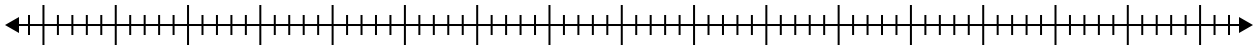
- 3) 79 , 91 , 61 , 29 , 60 , 88 , 32 , 97



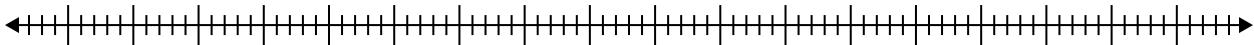
- 4) 8 , 5 , 12 , 13 , 14 , 5 , 10 , 12 , 17 , 8



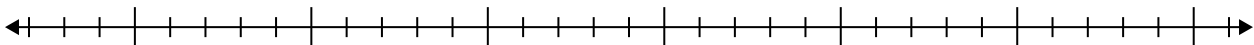
- 5) 92 , 30 , 23 , 45 , 62 , 90 , 90



- 6) 69 , 23 , 61 , 38 , 84 , 71 , 94 , 91 , 69



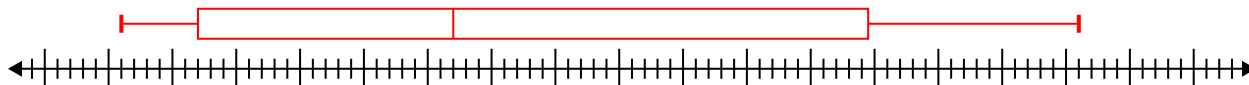
- 7) 18 , 7 , 13 , 11 , 6 , 13 , 19



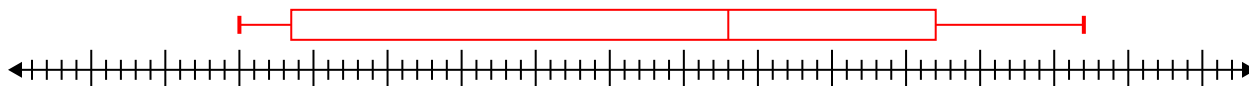


Crea un diagrama de caja del conjunto de números.

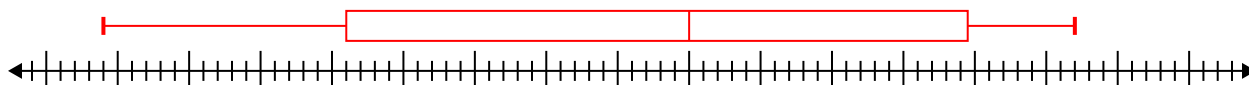
1) 52 , 70 , 21 , 22 , 47 , 25 , 70 , 32 , 89 , 90 , 96 , 29 , 39 **Min=21 Max=96 q1=27 Q2=47 q3=79.5**



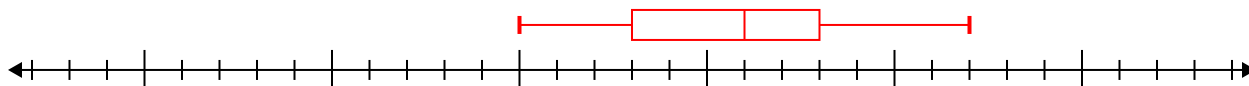
2) 65 , 37 , 30 , 30 , 75 , 79 , 87 , 61 **Min=30 Max=87 q1=33.5 Q2=63 q3=77**



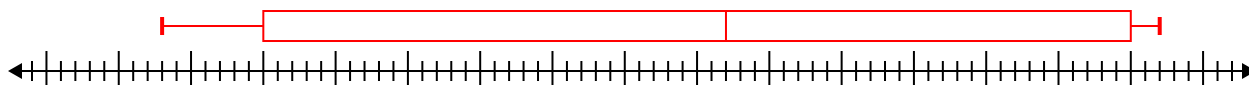
3) 79 , 91 , 61 , 29 , 60 , 88 , 32 , 97 **Min=29 Max=97 q1=46 Q2=70 q3=89.5**



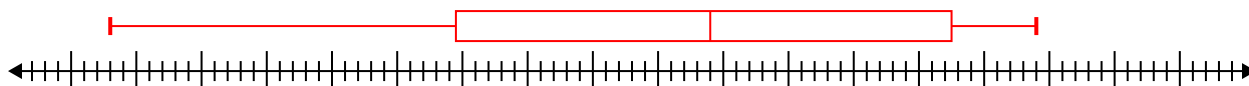
4) 8 , 5 , 12 , 13 , 14 , 5 , 10 , 12 , 17 , 8 **Min=5 Max=17 q1=8 Q2=11 q3=13**



5) 92 , 30 , 23 , 45 , 62 , 90 , 90 **Min=23 Max=92 q1=30 Q2=62 q3=90**



6) 69 , 23 , 61 , 38 , 84 , 71 , 94 , 91 , 69 **Min=23 Max=94 q1=49.5 Q2=69 q3=87.5**



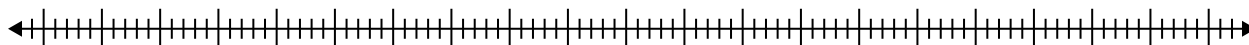
7) 18 , 7 , 13 , 11 , 6 , 13 , 19 **Min=6 Max=19 q1=7 Q2=13 q3=18**



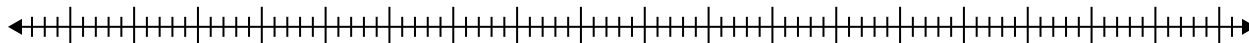


Crea un diagrama de caja del conjunto de números.

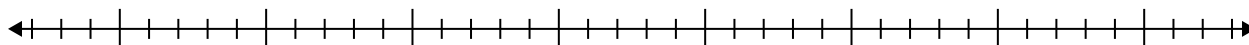
1) 65, 50, 89, 99, 61, 70, 21, 35, 89, 49, 45



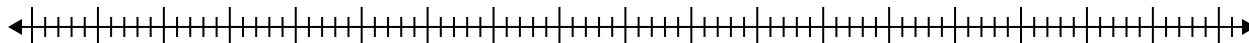
2) 40, 44, 74, 28, 79, 97, 83, 55, 33, 85, 40, 81



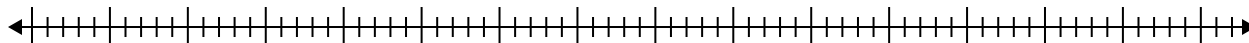
3) 7, 17, 20, 8, 17, 11, 6, 11



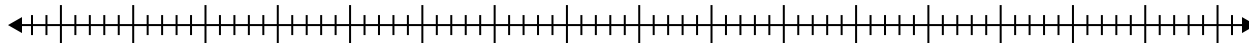
4) 66, 35, 87, 66, 96, 54, 85, 67, 53



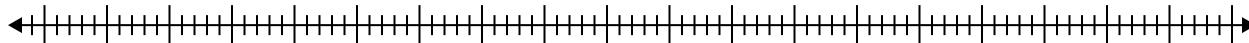
5) 86, 59, 75, 46, 83, 29, 70, 35, 31, 22, 64, 82



6) 97, 93, 30, 61, 68, 83, 60



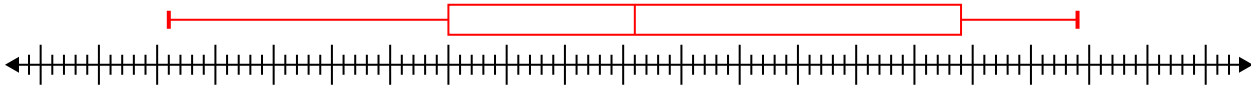
7) 62, 30, 97, 38, 65, 67, 21, 25



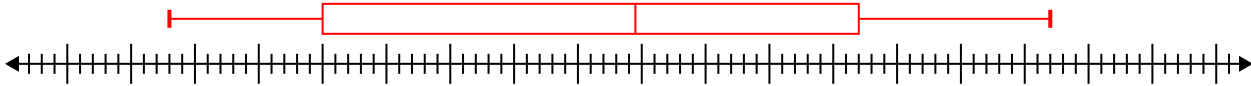


Crea un diagrama de caja del conjunto de números.

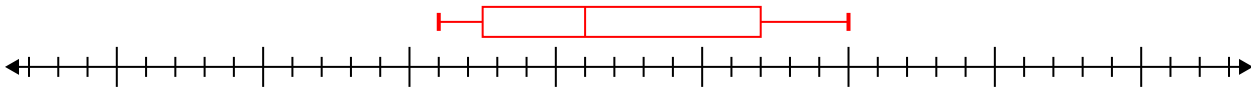
1) 65 , 50 , 89 , 99 , 61 , 70 , 21 , 35 , 89 , 49 , 45 **Min=21 Max=99 q1=45 Q2=61 q3=89**



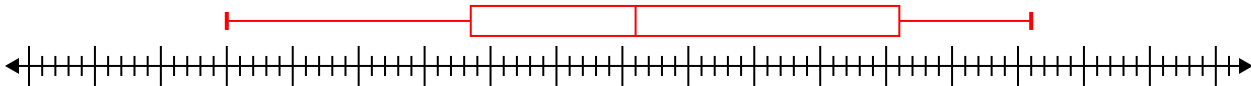
2) 40 , 44 , 74 , 28 , 79 , 97 , 83 , 55 , 33 , 85 , 40 , 81 **Min=28 Max=97 q1=40 Q2=64.5 q3=82**



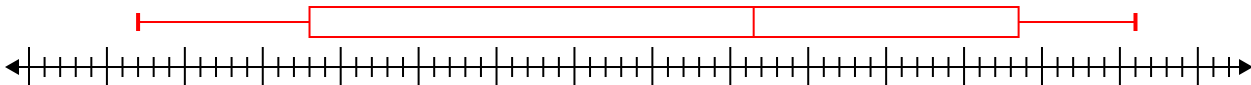
3) 7 , 17 , 20 , 8 , 17 , 11 , 6 , 11 **Min=6 Max=20 q1=7.5 Q2=11 q3=17**



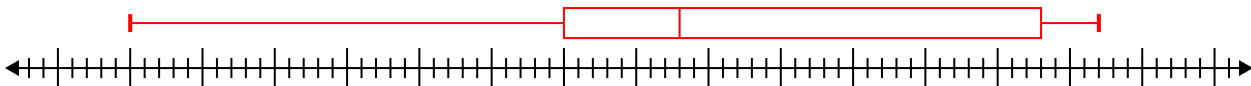
4) 66 , 35 , 87 , 66 , 96 , 54 , 85 , 67 , 53 **Min=35 Max=96 q1=53.5 Q2=66 q3=86**



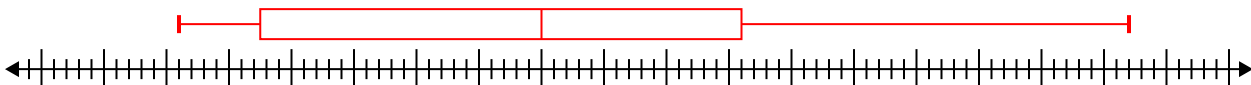
5) 86 , 59 , 75 , 46 , 83 , 29 , 70 , 35 , 31 , 22 , 64 , 82 **Min=22 Max=86 q1=33 Q2=61.5 q3=78.5**



6) 97 , 93 , 30 , 61 , 68 , 83 , 60 **Min=30 Max=97 q1=60 Q2=68 q3=93**



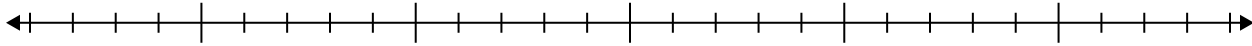
7) 62 , 30 , 97 , 38 , 65 , 67 , 21 , 25 **Min=21 Max=97 q1=27.5 Q2=50 q3=66**



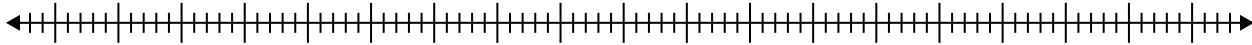


Crea un diagrama de caja del conjunto de números.

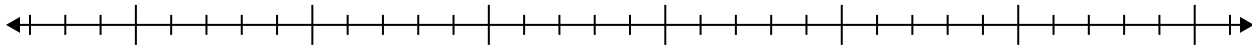
1) 6, 7, 9, 15, 13, 16, 8, 7, 12, 12



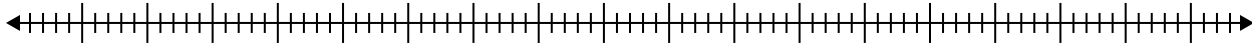
2) 29, 53, 40, 82, 99, 74



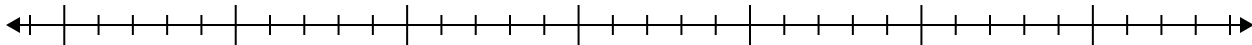
3) 19, 8, 12, 20, 20, 5, 6



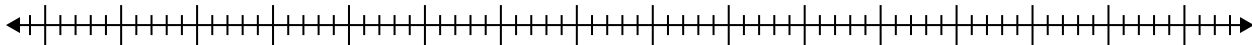
4) 35, 20, 74, 98, 23, 51, 61, 90, 76, 93



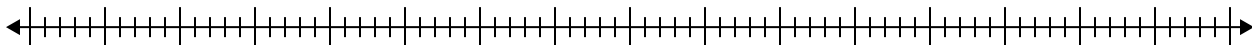
5) 5, 11, 18, 20, 15, 12, 18, 8



6) 83, 40, 64, 48, 31, 74, 73, 32, 58



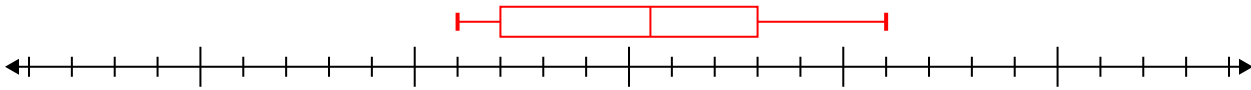
7) 96, 57, 94, 87, 30, 55



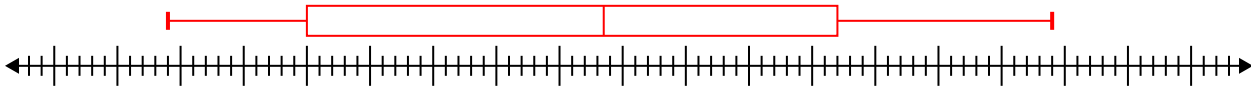


Crea un diagrama de caja del conjunto de números.

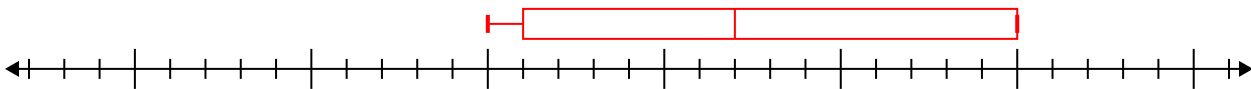
1) 6, 7, 9, 15, 13, 16, 8, 7, 12, 12 **Min=6 Max=16 q1=7 Q2=10.5 q3=13**



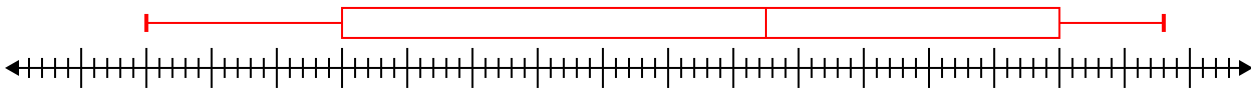
2) 29, 53, 40, 82, 99, 74 **Min=29 Max=99 q1=40 Q2=63.5 q3=82**



3) 19, 8, 12, 20, 20, 5, 6 **Min=5 Max=20 q1=6 Q2=12 q3=20**



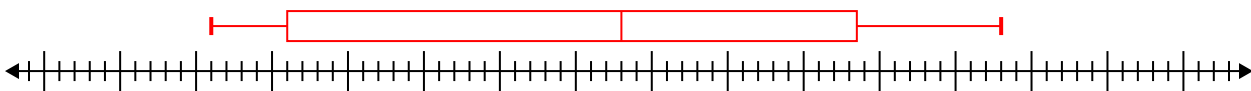
4) 35, 20, 74, 98, 23, 51, 61, 90, 76, 93 **Min=20 Max=98 q1=35 Q2=67.5 q3=90**



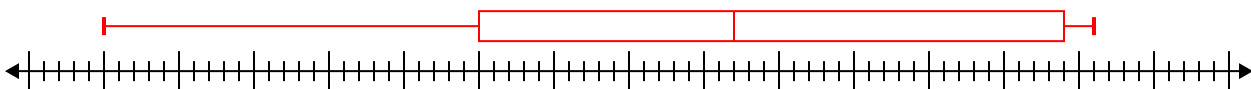
5) 5, 11, 18, 20, 15, 12, 18, 8 **Min=5 Max=20 q1=9.5 Q2=13.5 q3=18**



6) 83, 40, 64, 48, 31, 74, 73, 32, 58 **Min=31 Max=83 q1=36 Q2=58 q3=73.5**



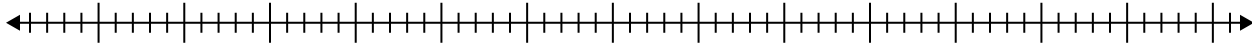
7) 96, 57, 94, 87, 30, 55 **Min=30 Max=96 q1=55 Q2=72 q3=94**



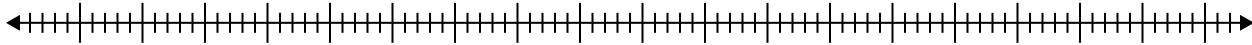


Crea un diagrama de caja del conjunto de números.

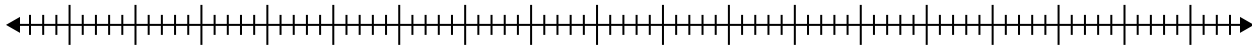
1) 46 , 38 , 78 , 83 , 59 , 88 , 70 , 41 , 82 , 76



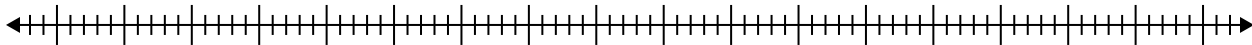
2) 36 , 23 , 65 , 98 , 84 , 88



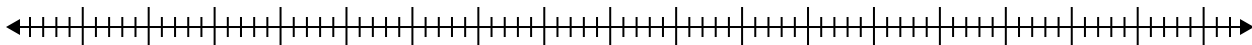
3) 42 , 40 , 41 , 81 , 94 , 25 , 66



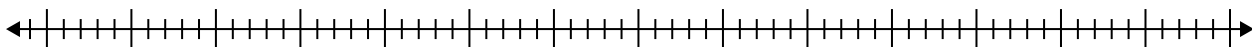
4) 54 , 35 , 48 , 95 , 57 , 97



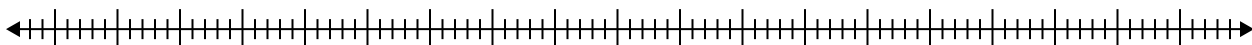
5) 48 , 56 , 50 , 96 , 71 , 96 , 40 , 23



6) 48 , 37 , 38 , 46 , 63 , 31 , 81 , 28 , 44 , 60 , 44



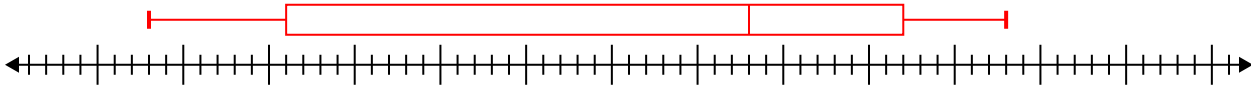
7) 30 , 59 , 47 , 96 , 26 , 39 , 48 , 53



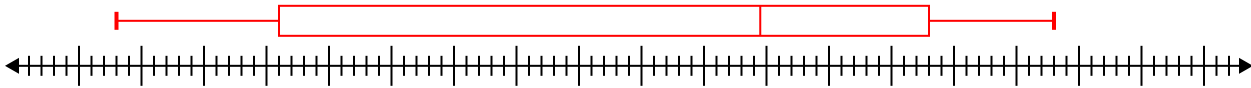


Crea un diagrama de caja del conjunto de números.

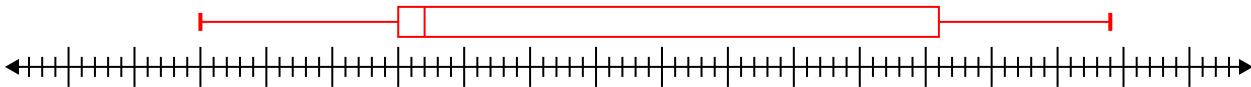
1) 46 , 38 , 78 , 83 , 59 , 88 , 70 , 41 , 82 , 76 **Min=38 Max=88 q1=46 Q2=73 q3=82**



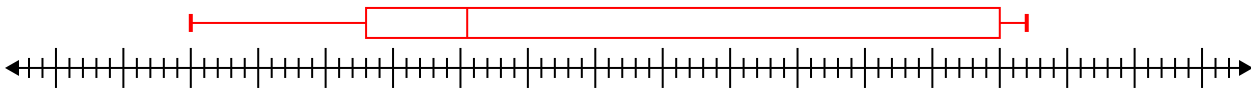
2) 36 , 23 , 65 , 98 , 84 , 88 **Min=23 Max=98 q1=36 Q2=74.5 q3=88**



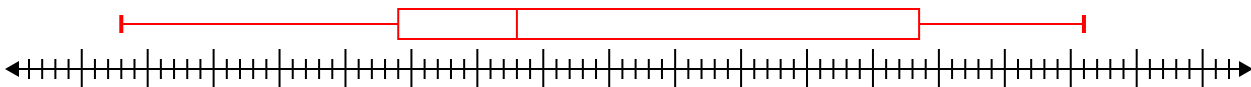
3) 42 , 40 , 41 , 81 , 94 , 25 , 66 **Min=25 Max=94 q1=40 Q2=42 q3=81**



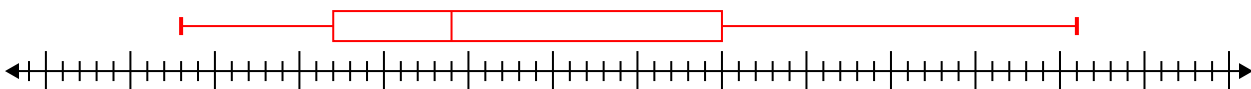
4) 54 , 35 , 48 , 95 , 57 , 97 **Min=35 Max=97 q1=48 Q2=55.5 q3=95**



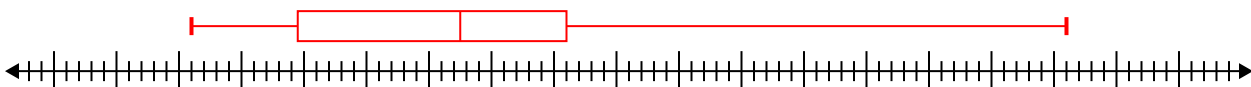
5) 48 , 56 , 50 , 96 , 71 , 96 , 40 , 23 **Min=23 Max=96 q1=44 Q2=53 q3=83.5**



6) 48 , 37 , 38 , 46 , 63 , 31 , 81 , 28 , 44 , 60 , 44 **Min=28 Max=81 q1=37 Q2=44 q3=60**



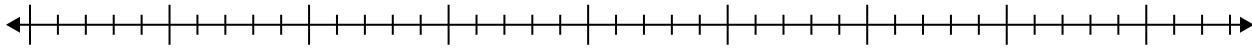
7) 30 , 59 , 47 , 96 , 26 , 39 , 48 , 53 **Min=26 Max=96 q1=34.5 Q2=47.5 q3=56**



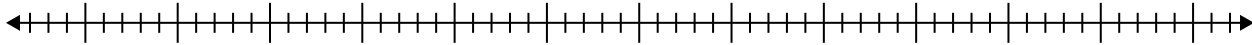


Crea un diagrama de caja del conjunto de números.

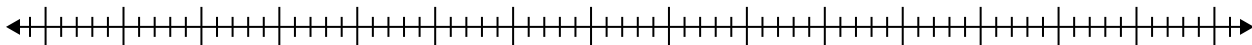
1) 16, 8, 7, 8, 5, 18, 14



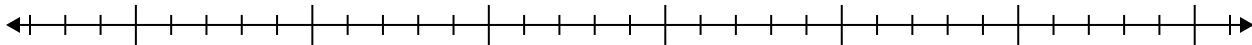
2) 44, 48, 55, 67, 54, 37, 64, 25, 59



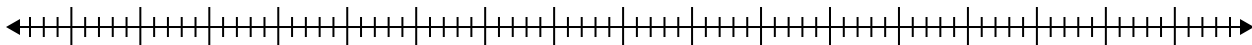
3) 64, 23, 27, 36, 44, 81, 60, 82



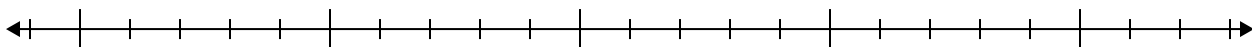
4) 16, 8, 5, 18, 19, 13, 19, 19



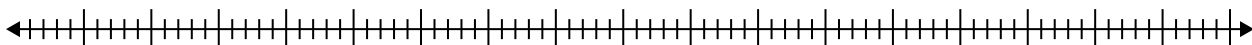
5) 65, 43, 99, 50, 53, 46, 51, 39



6) 14, 14, 15, 5, 16, 17, 6, 12, 16



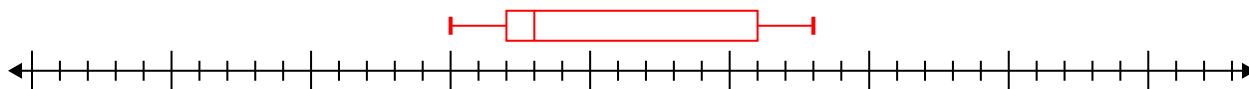
7) 43, 65, 26, 58, 76, 63, 43, 96, 86, 75, 54, 39, 92



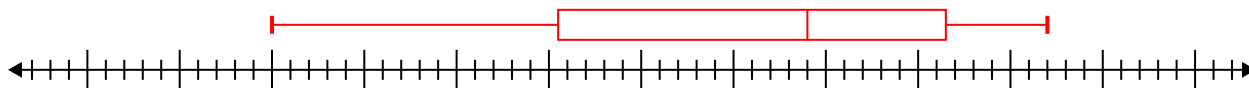


Crea un diagrama de caja del conjunto de números.

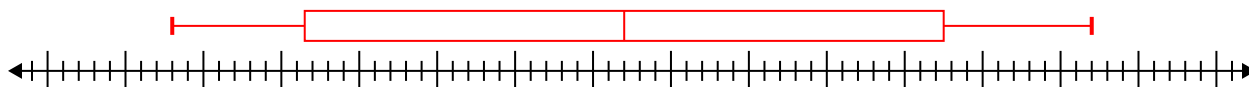
1) 16, 8, 7, 8, 5, 18, 14 **Min=5 Max=18 q1=7 Q2=8 q3=16**



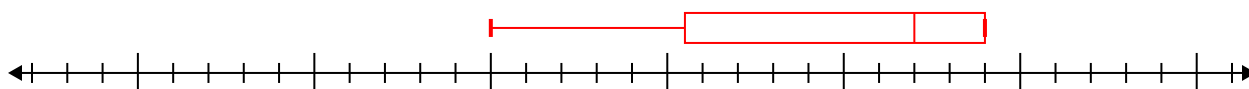
2) 44, 48, 55, 67, 54, 37, 64, 25, 59 **Min=25 Max=67 q1=40.5 Q2=54 q3=61.5**



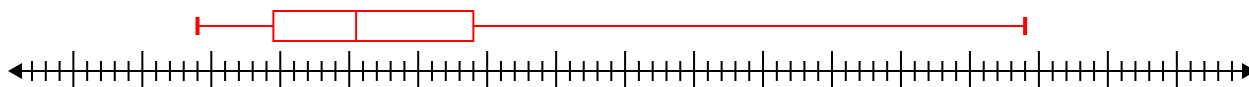
3) 64, 23, 27, 36, 44, 81, 60, 82 **Min=23 Max=82 q1=31.5 Q2=52 q3=72.5**



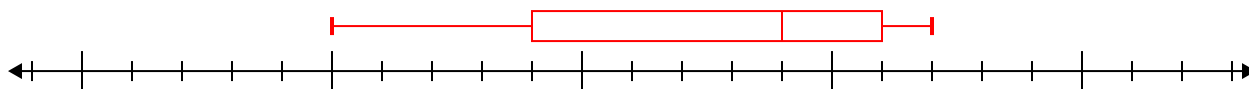
4) 16, 8, 5, 18, 19, 13, 19, 19 **Min=5 Max=19 q1=10.5 Q2=17 q3=19**



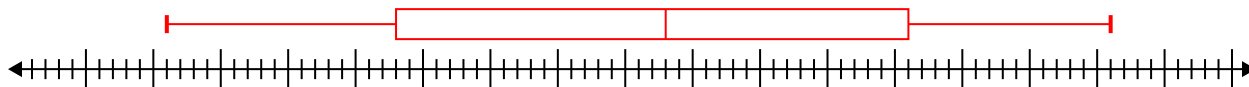
5) 65, 43, 99, 50, 53, 46, 51, 39 **Min=39 Max=99 q1=44.5 Q2=50.5 q3=59**



6) 14, 14, 15, 5, 16, 17, 6, 12, 16 **Min=5 Max=17 q1=9 Q2=14 q3=16**



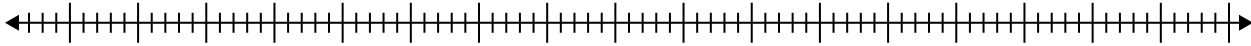
7) 43, 65, 26, 58, 76, 63, 43, 96, 86, 75, 54, 39, 92 **Min=26 Max=96 q1=43 Q2=63 q3=81**



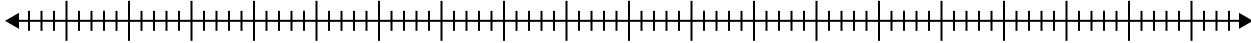


Crea un diagrama de caja del conjunto de números.

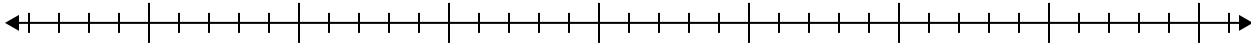
1) 56 , 99 , 49 , 86 , 98 , 32 , 24 , 77 , 52



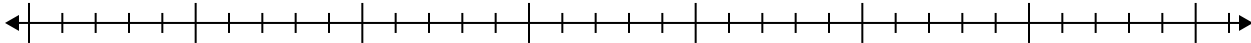
2) 39 , 21 , 38 , 96 , 68 , 46 , 72 , 51



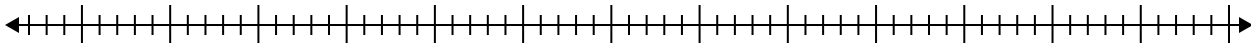
3) 14 , 13 , 9 , 5 , 13 , 12 , 17 , 16



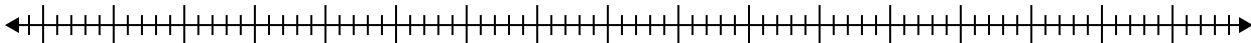
4) 11 , 19 , 6 , 20 , 5 , 18 , 15 , 14



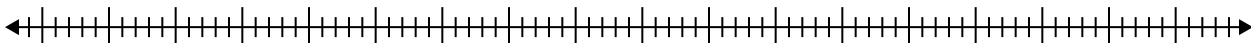
5) 43 , 55 , 28 , 69 , 75 , 50 , 70 , 65



6) 68 , 39 , 63 , 63 , 79 , 22



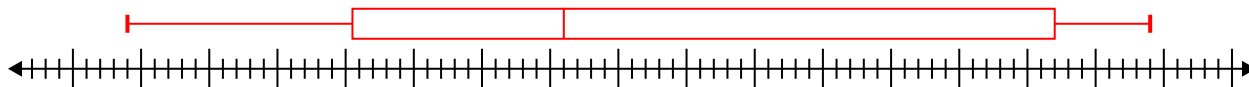
7) 33 , 67 , 34 , 94 , 49 , 57 , 56 , 88 , 38 , 41 , 29



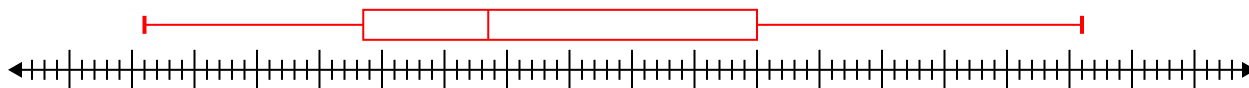


Crea un diagrama de caja del conjunto de números.

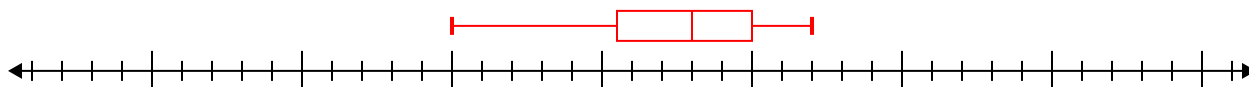
1) 56 , 99 , 49 , 86 , 98 , 32 , 24 , 77 , 52 **Min=24 Max=99 q1=40.5 Q2=56 q3=92**



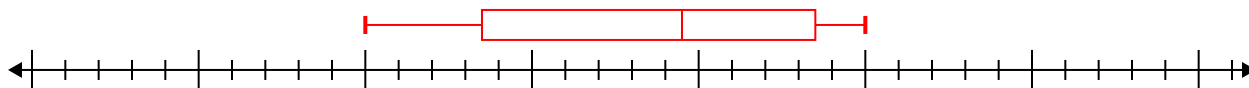
2) 39 , 21 , 38 , 96 , 68 , 46 , 72 , 51 **Min=21 Max=96 q1=38.5 Q2=48.5 q3=70**



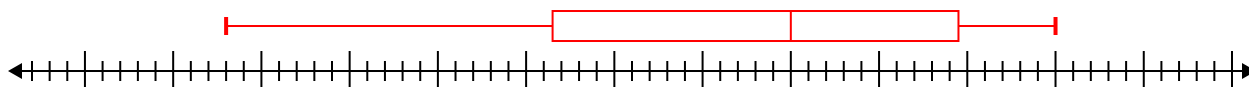
3) 14 , 13 , 9 , 5 , 13 , 12 , 17 , 16 **Min=5 Max=17 q1=10.5 Q2=13 q3=15**



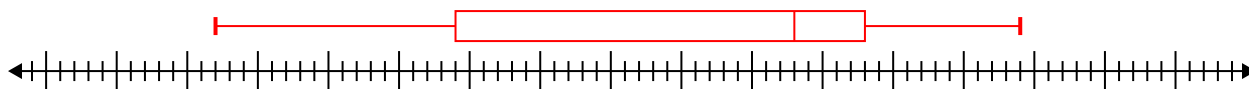
4) 11 , 19 , 6 , 20 , 5 , 18 , 15 , 14 **Min=5 Max=20 q1=8.5 Q2=14.5 q3=18.5**



5) 43 , 55 , 28 , 69 , 75 , 50 , 70 , 65 **Min=28 Max=75 q1=46.5 Q2=60 q3=69.5**



6) 68 , 39 , 63 , 63 , 79 , 22 **Min=22 Max=79 q1=39 Q2=63 q3=68**



7) 33 , 67 , 34 , 94 , 49 , 57 , 56 , 88 , 38 , 41 , 29 **Min=29 Max=94 q1=34 Q2=49 q3=67**

