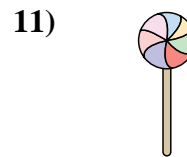



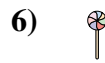
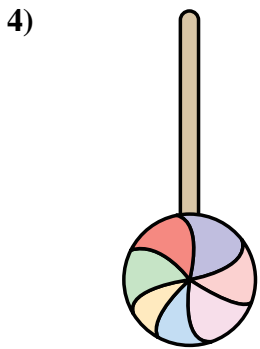
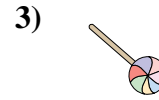


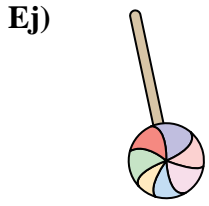




Mida cada ITEM punta a punta y luego coloque sus resultados en la gráfica de línea.

Respuestas



- Ej. 1
- 1. 1 1/2
- 2. 2
- 3. 1/2
- 4. 1 3/4
- 5. 3/4
- 6. 1/4
- 7. 1 1/4
- 8. 2
- 9. 1
- 10. 1 1/2
- 11. 3/4

