Expresando Desigualdades en una Línea de Números Nombre:

Usa la línea de números para expresar la desigualdad.

Ej) $X \leq 30$

1) $X \leq 90$

2) $X < -140$

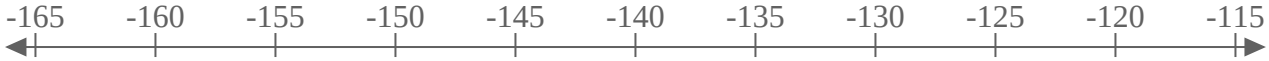

3) $X > -5$

4) $X > 30$

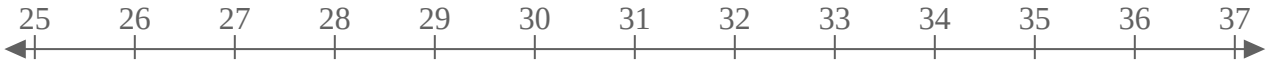

5) $X > 106$

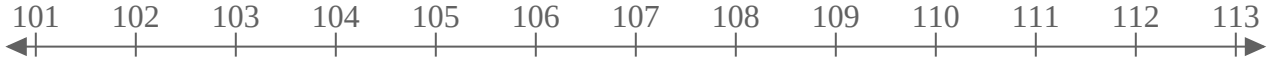

6) $X \leq -114$

7) $X > -154$

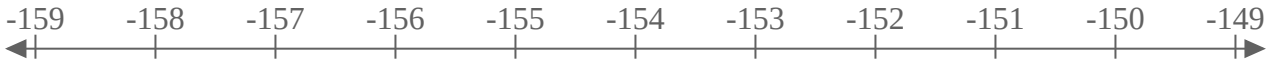

8) $X > 50$

9) $X < -116$

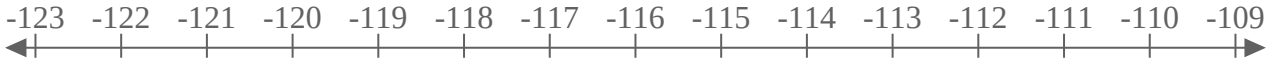

10) $X \geq -195$

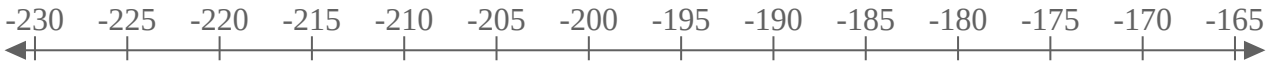

11) $X \geq 179$

12) $X \leq 149$

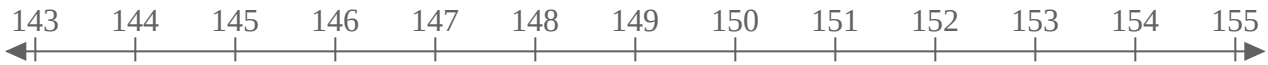

13) $X \geq -20$

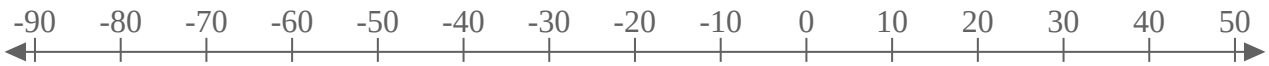

1-10	92	85	77	69	62	54	46	38	31	23
11-13	15	8	0							

Usa la línea de números para expresar la desigualdad.

Ej) $X \leq 30$

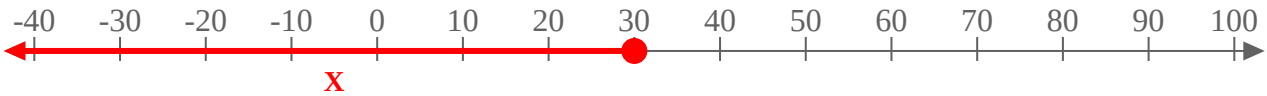

1) $X \leq 90$

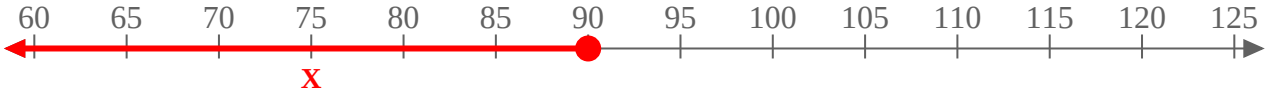

2) $X < -140$

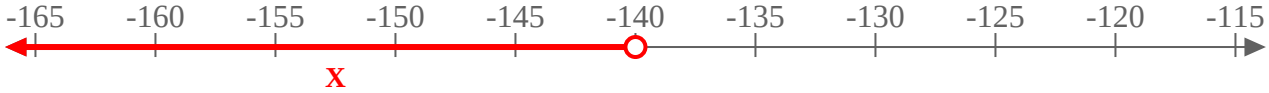

3) $X > -5$

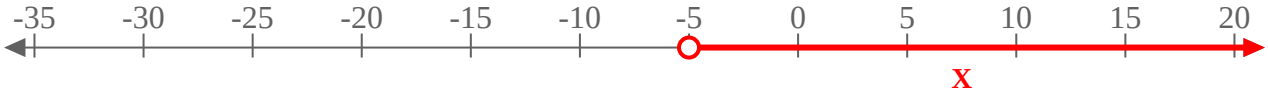

4) $X > 30$

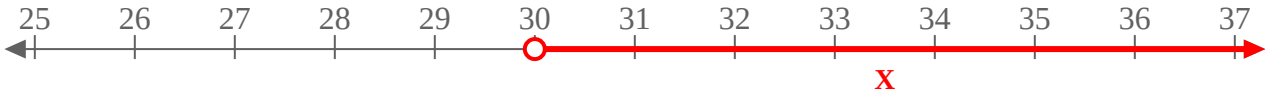

5) $X > 106$

6) $X \leq -114$

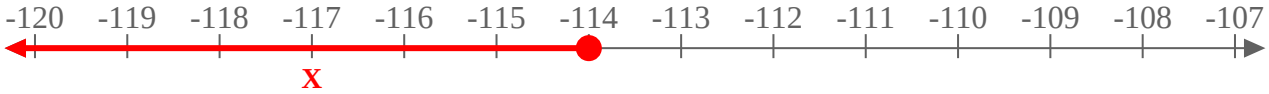

7) $X > -154$

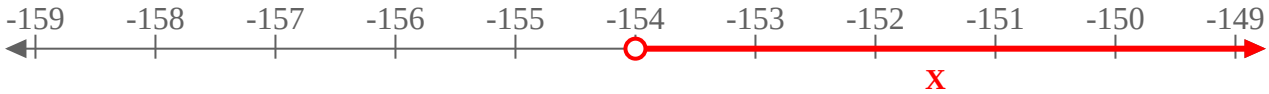

8) $X > 50$

9) $X < -116$

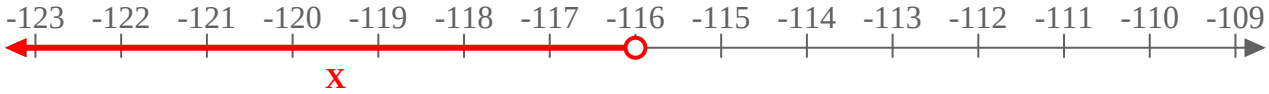

10) $X \geq -195$

11) $X \geq 179$

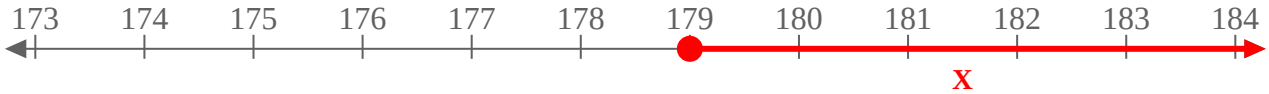

12) $X \leq 149$

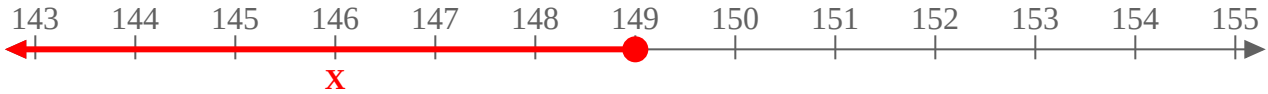

13) $X \geq -20$

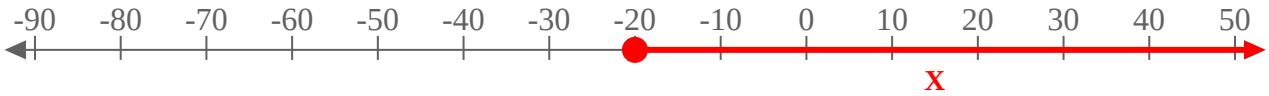

1-10	92	85	77	69	62	54	46	38	31	23
11-13	15	8	0							