Expresando Desigualdades en una Línea de Números

Nombre:

Usa la línea de números para expresar la desigualdad.

Ej) X > 15

-15 -10 -5 0 5 10 15 20 25 30 35 40 45 50

1) X < -150

-210 -200 -190 -180 -170 -160 -150 -140 -130 -120 -110 -100

2) X ≥ 200

175 180 185 190 195 200 205 210 215 220 225 230 235

3) X ≥ -70

-140 -130 -120 -110 -100 -90 -80 -70 -60 -50 -40 -30 -20 -10

4) X ≤ -100

-130 -125 -120 -115 -110 -105 -100 -95 -90 -85 -80 -75 -70 -65

5) X ≤ -100

-150 -140 -130 -120 -110 -100 -90 -80 -70 -60 -50

6) X ≥ 171

165 166 167 168 169 170 171 172 173 174 175 176

7) X < 15

8 9 10 11 12 13 14 15 16 17 18 19 20 21

8) X ≤ 80

55 60 65 70 75 80 85 90 95 100 105

9) X < -82

-88 -87 -86 -85 -84 -83 -82 -81 -80 -79 -78 -77

10) X < 55

20 25 30 35 40 45 50 55 60 65 70 75 80 85

11) X ≤ 15

-20 -15 -10 -5 0 5 10 15 20 25 30 35 40

12) X ≥ 100

30 40 50 60 70 80 90 100 110 120 130 140 150 160

13) X ≤ 129

122 123 124 125 126 127 128 129 130 131 132 133 134

1-10	92	85	77	69	62	54	46	38	31	23
11-13	15	8	0							

Expresando Desigualdades en una Línea de Números Nombre: **Clave De Respuestas**

Usa la línea de números para expresar la desigualdad.

Ej) X > 15

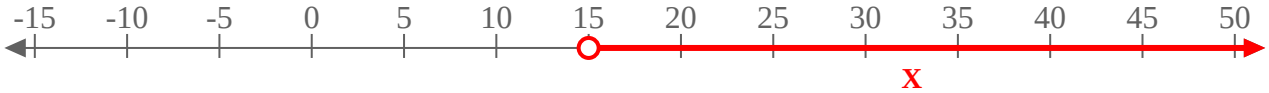

1) X < -150

2) X ≥ 200

3) X ≥ -70

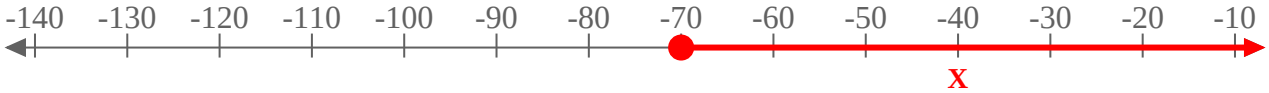

4) X ≤ -100

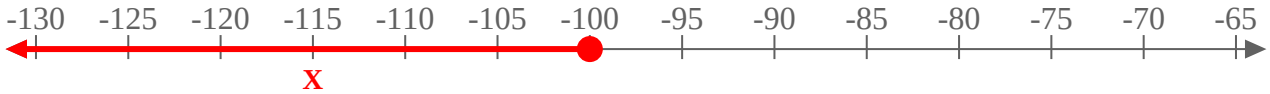

5) X ≤ -100

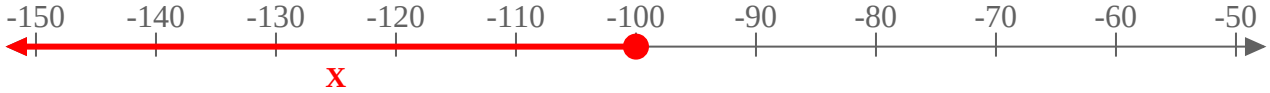

6) X ≥ 171

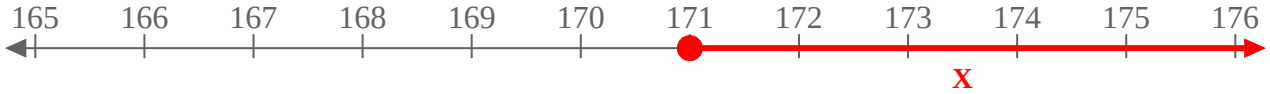

7) X < 15

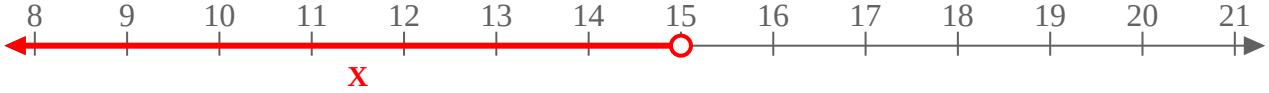

8) X ≤ 80

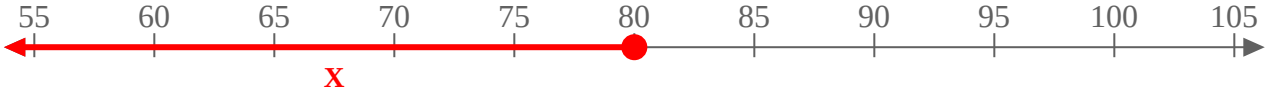

9) X < -82

10) X < 55

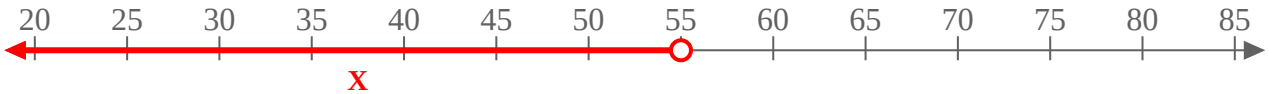

11) X ≤ 15

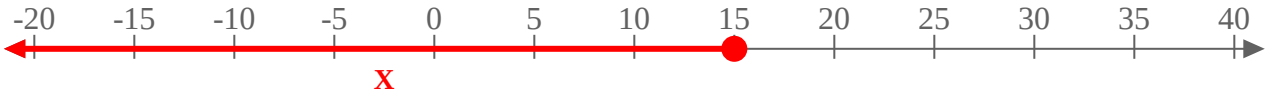

12) X ≥ 100

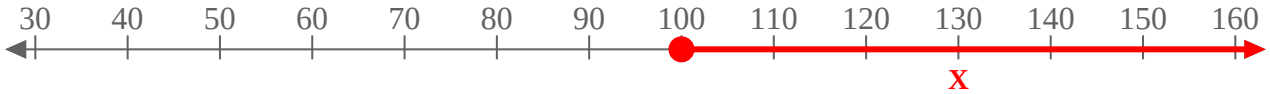

13) X ≤ 129

1-10	92	85	77	69	62	54	46	38	31	23
11-13	15	8	0							