



Determina si cada triángulo es agudo (A), obtuso (O) o recto (R) y si es equilátero (E), isósceles (I) o escaleno (E).

Acute Triangle:

All angles are less than 90° .

Obtuse Triangle:

One angle is greater than 90° .

Right Triangle:

One angle is 90° .

Equilateral Triangle:

3 equal sides. 3 equal angles.

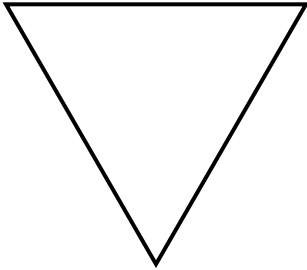
Isosceles Triangle:

2 equal sides. 2 equal angles.


Scalene Triangle:

No equal sides. No equal angles.

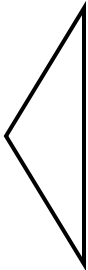
1)



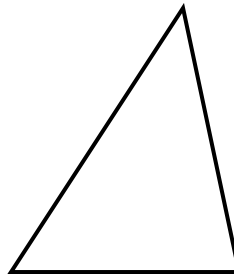
2)



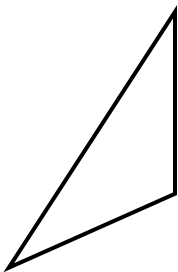
3)



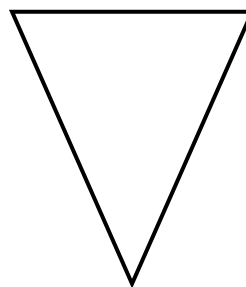
4)



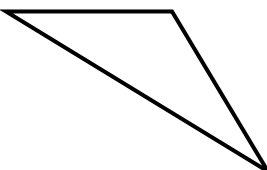
5)



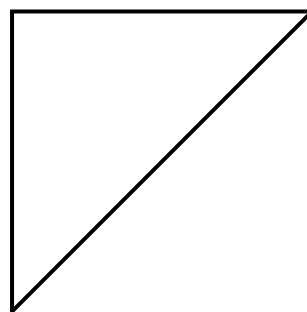
6)



7)



8)



Respuestas

1. _____
2. _____
3. _____
4. _____
5. _____
6. _____
7. _____
8. _____



Determina si cada triángulo es agudo (A), obtuso (O) o recto (R) y si es equilátero (E), isósceles (I) o escaleno (E).

Acute Triangle:

All angles are less than 90° .

Obtuse Triangle:

One angle is greater than 90° .

Right Triangle:

One angle is 90° .

Equilateral Triangle:

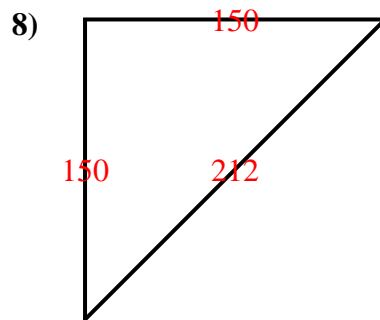
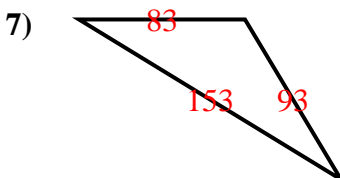
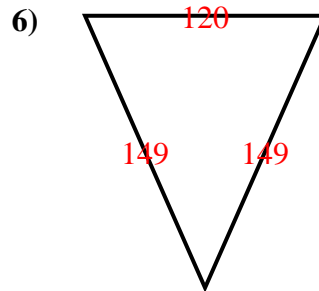
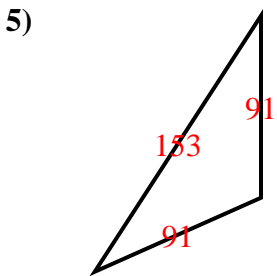
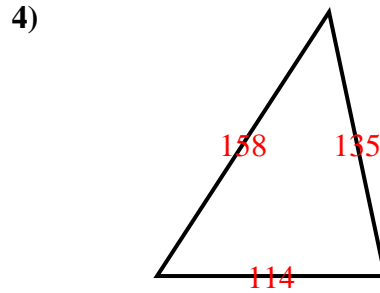
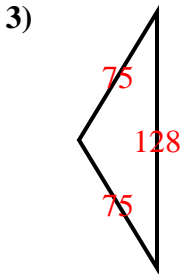
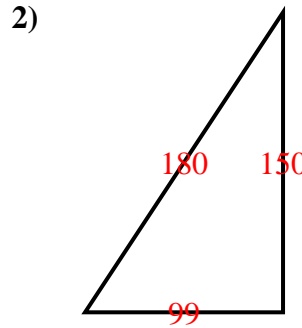
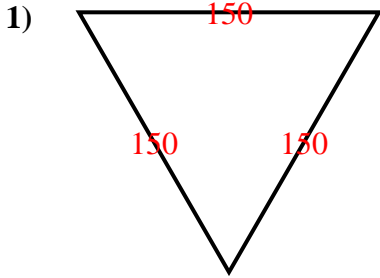
3 equal sides. 3 equal angles.

Isosceles Triangle:

2 equal sides. 2 equal angles.

Scalene Triangle:

No equal sides. No equal angles.



Respuestas

1. AE
2. RS
3. OI
4. AS
5. OI
6. AI
7. OS
8. RI