



Determina si cada triángulo es agudo (A), obtuso (O) o recto (R) y si es equilátero (E), isósceles (I) o escaleno (E).

Acute Triangle:

All angles are less than 90° .

Obtuse Triangle:

One angle is greater than 90° .

Right Triangle:

One angle is 90° .

Equilateral Triangle:

3 equal sides. 3 equal angles.

Isosceles Triangle:

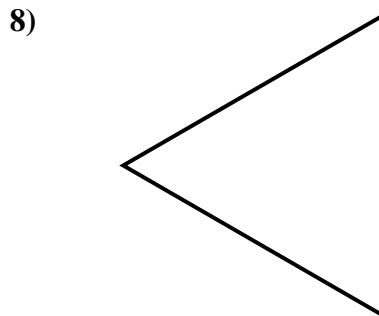
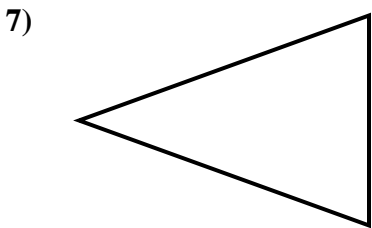
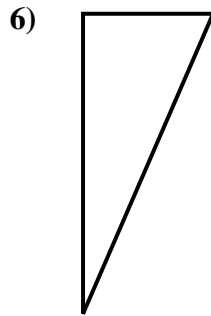
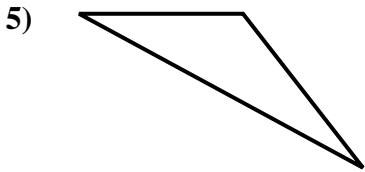
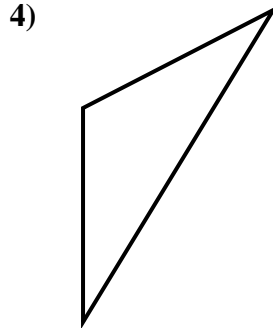
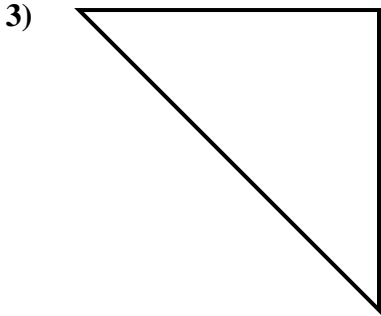
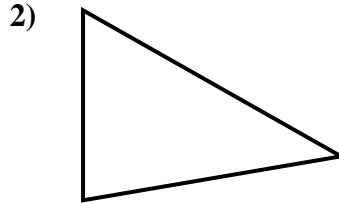
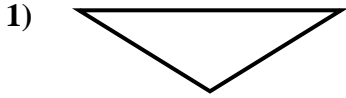
2 equal sides. 2 equal angles.

Scalene Triangle:

No equal sides. No equal angles.

Respuestas

- 1. _____
- 2. _____
- 3. _____
- 4. _____
- 5. _____
- 6. _____
- 7. _____
- 8. _____





Determina si cada triángulo es agudo (A), obtuso (O) o recto (R) y si es equilátero (E), isósceles (I) o escaleno (E).

Acute Triangle:

All angles are less than 90° .

Obtuse Triangle:

One angle is greater than 90° .

Right Triangle:

One angle is 90° .

Equilateral Triangle:

3 equal sides. 3 equal angles.

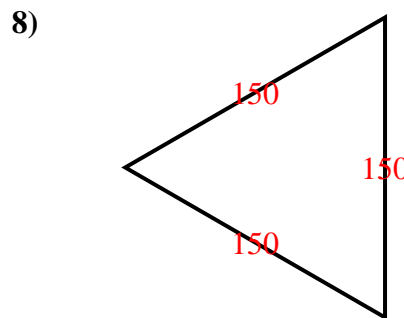
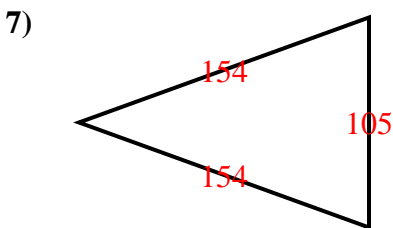
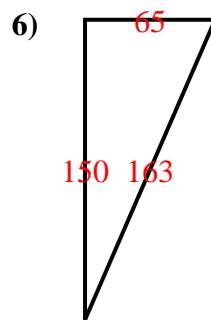
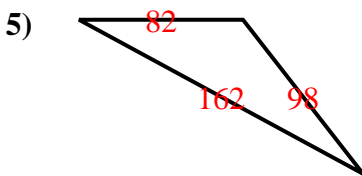
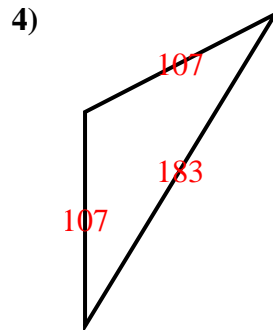
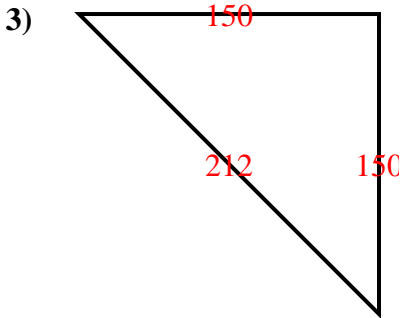
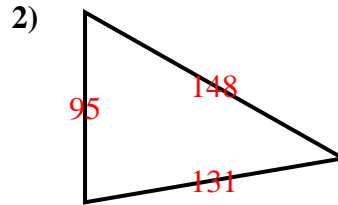
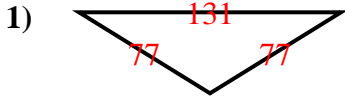
Isosceles Triangle:

2 equal sides. 2 equal angles.

Scalene Triangle:

No equal sides. No equal angles.

Respuestas



1. **O I**
2. **A S**
3. **R I**
4. **O I**
5. **O S**
6. **R S**
7. **A I**
8. **A E**