



Determina si cada triángulo es agudo (A), obtuso (O) o recto (R) y si es equilátero (E), isósceles (I) o escaleno (E).

Acute Triangle:

All angles are less than 90° .

Obtuse Triangle:

One angle is greater than 90° .

Right Triangle:

One angle is 90° .

Equilateral Triangle:

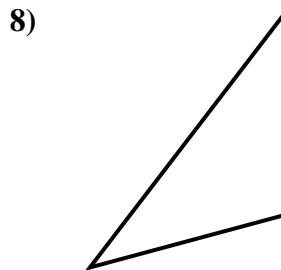
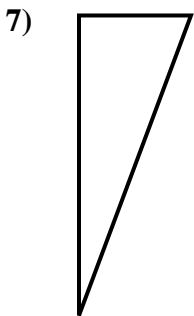
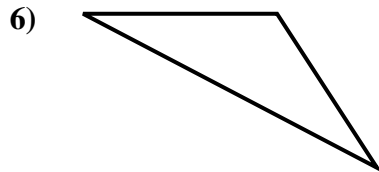
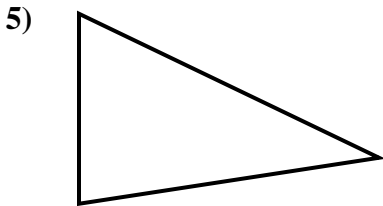
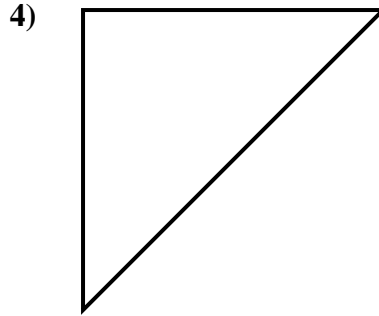
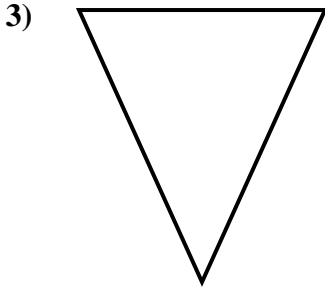
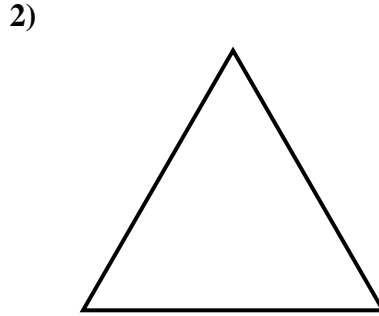
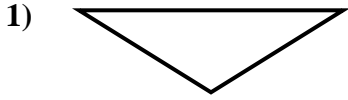
3 equal sides. 3 equal angles.

Isosceles Triangle:

2 equal sides. 2 equal angles.

Scalene Triangle:

No equal sides. No equal angles.



Respuestas

1. _____
2. _____
3. _____
4. _____
5. _____
6. _____
7. _____
8. _____



Determina si cada triángulo es agudo (A), obtuso (O) o recto (R) y si es equilátero (E), isósceles (I) o escaleno (E).

Acute Triangle:

All angles are less than 90° .

Obtuse Triangle:

One angle is greater than 90° .

Right Triangle:

One angle is 90° .

Equilateral Triangle:

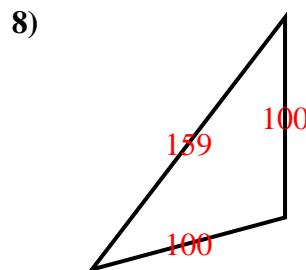
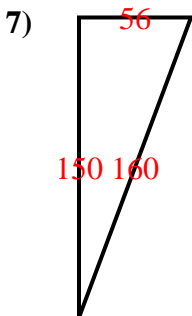
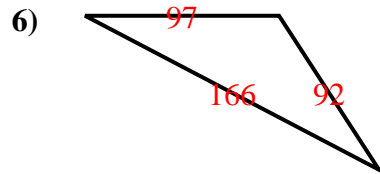
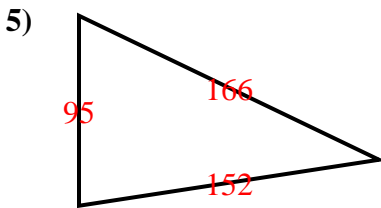
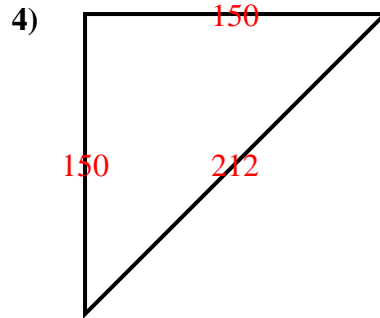
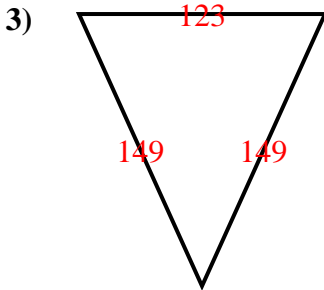
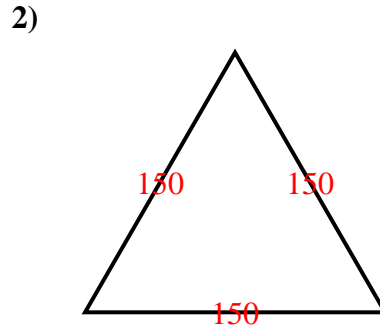
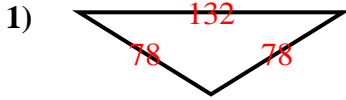
3 equal sides. 3 equal angles.

Isosceles Triangle:

2 equal sides. 2 equal angles.

Scalene Triangle:

No equal sides. No equal angles.



Respuestas

1. **O I**

2. **A E**

3. **A I**

4. **R I**

5. **A S**

6. **O S**

7. **R S**

8. **O I**